

BMI-for-age* BOYS

2 to 5 years (percentiles)



Year: Month	Month	L	M	S	Percentiles (BMI in kg/m ²)										
					1st	3rd	5th	15th	25th	50th	75th	85th	95th	97th	99th
2: 0	24 [†]	-0.6187	16.0189	0.07785	13.5	13.9	14.2	14.8	15.2	16.0	16.9	17.4	18.3	18.7	19.4
2: 1	25	-0.5840	15.9800	0.07792	13.5	13.9	14.1	14.8	15.2	16.0	16.9	17.4	18.3	18.6	19.4
2: 2	26	-0.5497	15.9414	0.07800	13.4	13.8	14.1	14.7	15.1	15.9	16.8	17.3	18.2	18.6	19.3
2: 3	27	-0.5166	15.9036	0.07808	13.4	13.8	14.0	14.7	15.1	15.9	16.8	17.3	18.2	18.5	19.2
2: 4	28	-0.4850	15.8667	0.07818	13.3	13.8	14.0	14.7	15.1	15.9	16.7	17.2	18.1	18.5	19.2
2: 5	29	-0.4552	15.8306	0.07829	13.3	13.7	14.0	14.6	15.0	15.8	16.7	17.2	18.1	18.4	19.1
2: 6	30	-0.4274	15.7953	0.07841	13.3	13.7	13.9	14.6	15.0	15.8	16.7	17.2	18.0	18.4	19.1
2: 7	31	-0.4016	15.7606	0.07854	13.2	13.7	13.9	14.5	15.0	15.8	16.6	17.1	18.0	18.4	19.1
2: 8	32	-0.3782	15.7267	0.07867	13.2	13.6	13.9	14.5	14.9	15.7	16.6	17.1	18.0	18.3	19.0
2: 9	33	-0.3572	15.6934	0.07882	13.1	13.6	13.8	14.5	14.9	15.7	16.6	17.0	17.9	18.3	19.0
2:10	34	-0.3388	15.6610	0.07897	13.1	13.5	13.8	14.4	14.9	15.7	16.5	17.0	17.9	18.2	18.9
2:11	35	-0.3231	15.6294	0.07914	13.1	13.5	13.8	14.4	14.8	15.6	16.5	17.0	17.9	18.2	18.9
3: 0	36	-0.3101	15.5988	0.07931	13.0	13.5	13.7	14.4	14.8	15.6	16.5	17.0	17.8	18.2	18.9
3: 1	37	-0.3000	15.5693	0.07950	13.0	13.5	13.7	14.4	14.8	15.6	16.4	16.9	17.8	18.1	18.8
3: 2	38	-0.2927	15.5410	0.07969	13.0	13.4	13.7	14.3	14.7	15.5	16.4	16.9	17.8	18.1	18.8
3: 3	39	-0.2884	15.5140	0.07990	12.9	13.4	13.6	14.3	14.7	15.5	16.4	16.9	17.7	18.1	18.8
3: 4	40	-0.2869	15.4885	0.08012	12.9	13.4	13.6	14.3	14.7	15.5	16.4	16.8	17.7	18.1	18.8
3: 5	41	-0.2881	15.4645	0.08036	12.9	13.3	13.6	14.2	14.7	15.5	16.3	16.8	17.7	18.0	18.7
3: 6	42	-0.2919	15.4420	0.08061	12.9	13.3	13.6	14.2	14.6	15.4	16.3	16.8	17.7	18.0	18.7
3: 7	43	-0.2981	15.4210	0.08087	12.8	13.3	13.5	14.2	14.6	15.4	16.3	16.8	17.7	18.0	18.7
3: 8	44	-0.3067	15.4013	0.08115	12.8	13.3	13.5	14.2	14.6	15.4	16.3	16.8	17.7	18.0	18.7
3: 9	45	-0.3174	15.3827	0.08144	12.8	13.2	13.5	14.2	14.6	15.4	16.3	16.8	17.6	18.0	18.7
3:10	46	-0.3303	15.3652	0.08174	12.8	13.2	13.5	14.1	14.5	15.4	16.2	16.7	17.6	18.0	18.7
3:11	47	-0.3452	15.3485	0.08205	12.8	13.2	13.5	14.1	14.5	15.3	16.2	16.7	17.6	18.0	18.7
4: 0	48	-0.3622	15.3326	0.08238	12.7	13.2	13.4	14.1	14.5	15.3	16.2	16.7	17.6	18.0	18.7

BMI-for-age BOYS

2 to 5 years (percentiles)



Year: Month	Month	L	M	S	Percentiles (BMI in kg/m ²)										
					1st	3rd	5th	15th	25th	50th	75th	85th	95th	97th	99th
4: 1	49	-0.3811	15.3174	0.08272	12.7	13.2	13.4	14.1	14.5	15.3	16.2	16.7	17.6	18.0	18.7
4: 2	50	-0.4019	15.3029	0.08307	12.7	13.2	13.4	14.1	14.5	15.3	16.2	16.7	17.6	18.0	18.7
4: 3	51	-0.4245	15.2891	0.08343	12.7	13.1	13.4	14.0	14.5	15.3	16.2	16.7	17.6	18.0	18.7
4: 4	52	-0.4488	15.2759	0.08380	12.7	13.1	13.4	14.0	14.4	15.3	16.2	16.7	17.6	18.0	18.7
4: 5	53	-0.4747	15.2633	0.08418	12.7	13.1	13.3	14.0	14.4	15.3	16.2	16.7	17.6	18.0	18.7
4: 6	54	-0.5019	15.2514	0.08457	12.6	13.1	13.3	14.0	14.4	15.3	16.2	16.7	17.6	18.0	18.8
4: 7	55	-0.5303	15.2400	0.08496	12.6	13.1	13.3	14.0	14.4	15.2	16.2	16.7	17.6	18.0	18.8
4: 8	56	-0.5599	15.2291	0.08536	12.6	13.1	13.3	14.0	14.4	15.2	16.1	16.7	17.6	18.0	18.8
4: 9	57	-0.5905	15.2188	0.08577	12.6	13.0	13.3	14.0	14.4	15.2	16.1	16.7	17.6	18.0	18.8
4:10	58	-0.6223	15.2091	0.08617	12.6	13.0	13.3	13.9	14.4	15.2	16.1	16.7	17.6	18.0	18.8
4:11	59	-0.6552	15.2000	0.08659	12.6	13.0	13.3	13.9	14.4	15.2	16.1	16.7	17.7	18.1	18.9
5: 0	60	-0.6892	15.1916	0.08700	12.6	13.0	13.3	13.9	14.3	15.2	16.1	16.7	17.7	18.1	18.9

WHO Child Growth Standards

* If a child aged less than 2 years is measured standing up, change the height to length by adding 0.7 cm BEFORE calculating BMI, because the BMI-for-age for Birth to 2 years is based on length. For children 2 to 5 years measured lying down, convert length to height by subtracting 0.7 cm BEFORE calculating BMI for application of the BMI-for-age chart.

† 24 months corresponds to 731 days.

BMI-for-age* GIRLS

2 to 5 years (percentiles)



Year: Month	Month	L	M	S	Percentiles (BMI in kg/m ²)										
					1st	3rd	5th	15th	25th	50th	75th	85th	95th	97th	99th
2: 0	24 [†]	-0.5684	15.6881	0.08454	13.0	13.5	13.7	14.4	14.8	15.7	16.6	17.2	18.1	18.5	19.3
2: 1	25	-0.5684	15.6590	0.08452	13.0	13.4	13.7	14.4	14.8	15.7	16.6	17.1	18.1	18.5	19.3
2: 2	26	-0.5684	15.6308	0.08449	13.0	13.4	13.7	14.4	14.8	15.6	16.6	17.1	18.1	18.5	19.3
2: 3	27	-0.5684	15.6037	0.08446	13.0	13.4	13.7	14.3	14.8	15.6	16.5	17.1	18.0	18.4	19.2
2: 4	28	-0.5684	15.5777	0.08444	12.9	13.4	13.6	14.3	14.7	15.6	16.5	17.0	18.0	18.4	19.2
2: 5	29	-0.5684	15.5523	0.08443	12.9	13.4	13.6	14.3	14.7	15.6	16.5	17.0	18.0	18.4	19.2
2: 6	30	-0.5684	15.5276	0.08444	12.9	13.3	13.6	14.3	14.7	15.5	16.5	17.0	17.9	18.3	19.1
2: 7	31	-0.5684	15.5034	0.08448	12.9	13.3	13.6	14.2	14.7	15.5	16.4	17.0	17.9	18.3	19.1
2: 8	32	-0.5684	15.4798	0.08455	12.8	13.3	13.5	14.2	14.6	15.5	16.4	16.9	17.9	18.3	19.1
2: 9	33	-0.5684	15.4572	0.08467	12.8	13.3	13.5	14.2	14.6	15.5	16.4	16.9	17.9	18.3	19.0
2:10	34	-0.5684	15.4356	0.08484	12.8	13.2	13.5	14.2	14.6	15.4	16.4	16.9	17.9	18.2	19.0
2:11	35	-0.5684	15.4155	0.08506	12.8	13.2	13.5	14.1	14.6	15.4	16.3	16.9	17.8	18.2	19.0
3: 0	36	-0.5684	15.3968	0.08535	12.8	13.2	13.5	14.1	14.5	15.4	16.3	16.9	17.8	18.2	19.0
3: 1	37	-0.5684	15.3796	0.08569	12.7	13.2	13.4	14.1	14.5	15.4	16.3	16.8	17.8	18.2	19.0
3: 2	38	-0.5684	15.3638	0.08609	12.7	13.2	13.4	14.1	14.5	15.4	16.3	16.8	17.8	18.2	19.0
3: 3	39	-0.5684	15.3493	0.08654	12.7	13.1	13.4	14.1	14.5	15.3	16.3	16.8	17.8	18.2	19.0
3: 4	40	-0.5684	15.3358	0.08704	12.7	13.1	13.4	14.0	14.5	15.3	16.3	16.8	17.8	18.2	19.0
3: 5	41	-0.5684	15.3233	0.08757	12.6	13.1	13.3	14.0	14.5	15.3	16.3	16.8	17.8	18.2	19.0
3: 6	42	-0.5684	15.3116	0.08813	12.6	13.1	13.3	14.0	14.4	15.3	16.3	16.8	17.8	18.2	19.0
3: 7	43	-0.5684	15.3007	0.08872	12.6	13.0	13.3	14.0	14.4	15.3	16.3	16.8	17.8	18.2	19.1
3: 8	44	-0.5684	15.2905	0.08931	12.6	13.0	13.3	14.0	14.4	15.3	16.3	16.8	17.8	18.2	19.1
3: 9	45	-0.5684	15.2814	0.08991	12.5	13.0	13.3	14.0	14.4	15.3	16.3	16.8	17.8	18.3	19.1
3:10	46	-0.5684	15.2732	0.09051	12.5	13.0	13.2	13.9	14.4	15.3	16.3	16.8	17.8	18.3	19.1
3:11	47	-0.5684	15.2661	0.09110	12.5	13.0	13.2	13.9	14.4	15.3	16.3	16.8	17.9	18.3	19.1
4: 0	48	-0.5684	15.2602	0.09168	12.5	12.9	13.2	13.9	14.4	15.3	16.3	16.8	17.9	18.3	19.2

WHO Child Growth Standards

BMI-for-age* GIRLS

2 to 5 years (percentiles)



Year: Month	Month	L	M	S	Percentiles (BMI in kg/m ²)										
					1st	3rd	5th	15th	25th	50th	75th	85th	95th	97th	99th
4: 1	49	-0.5684	15.2556	0.09227	12.5	12.9	13.2	13.9	14.4	15.3	16.3	16.8	17.9	18.3	19.2
4: 2	50	-0.5684	15.2523	0.09286	12.4	12.9	13.2	13.9	14.3	15.3	16.3	16.8	17.9	18.3	19.2
4: 3	51	-0.5684	15.2503	0.09345	12.4	12.9	13.2	13.9	14.3	15.3	16.3	16.8	17.9	18.4	19.2
4: 4	52	-0.5684	15.2496	0.09403	12.4	12.9	13.1	13.9	14.3	15.2	16.3	16.9	17.9	18.4	19.3
4: 5	53	-0.5684	15.2502	0.09460	12.4	12.9	13.1	13.9	14.3	15.3	16.3	16.9	17.9	18.4	19.3
4: 6	54	-0.5684	15.2519	0.09515	12.4	12.9	13.1	13.9	14.3	15.3	16.3	16.9	18.0	18.4	19.3
4: 7	55	-0.5684	15.2544	0.09568	12.4	12.9	13.1	13.9	14.3	15.3	16.3	16.9	18.0	18.4	19.4
4: 8	56	-0.5684	15.2575	0.09618	12.4	12.8	13.1	13.8	14.3	15.3	16.3	16.9	18.0	18.5	19.4
4: 9	57	-0.5684	15.2612	0.09665	12.4	12.8	13.1	13.8	14.3	15.3	16.3	16.9	18.0	18.5	19.4
4:10	58	-0.5684	15.2653	0.09709	12.3	12.8	13.1	13.8	14.3	15.3	16.3	16.9	18.0	18.5	19.4
4:11	59	-0.5684	15.2698	0.09750	12.3	12.8	13.1	13.8	14.3	15.3	16.3	16.9	18.1	18.5	19.5
5: 0	60	-0.5684	15.2747	0.09789	12.3	12.8	13.1	13.8	14.3	15.3	16.3	17.0	18.1	18.6	19.5

WHO Child Growth Standards

* If a child aged less than 2 years is measured standing up, change the height to length by adding 0.7 cm BEFORE calculating BMI, because the BMI-for-age for Birth to 2 years is based on length. For children 2 to 5 years measured lying down, convert length to height by subtracting 0.7 cm BEFORE calculating BMI for application of the BMI-for-age chart.

† 24 months corresponds to 731 days.

BMI-for-age BOYS

5 to 19 years (percentiles)



Year: Month	Month	L	M	S	Percentiles (BMI in kg/m ²)										
					1st	3rd	5th	15th	25th	50th	75th	85th	95th	97th	99th
5: 1	61	-0.7387	15.2641	0.08390	12.7	13.1	13.4	14.0	14.4	15.3	16.2	16.7	17.7	18.1	18.8
5: 2	62	-0.7621	15.2616	0.08414	12.7	13.1	13.4	14.0	14.4	15.3	16.2	16.7	17.7	18.1	18.9
5: 3	63	-0.7856	15.2604	0.08439	12.7	13.1	13.4	14.0	14.4	15.3	16.2	16.7	17.7	18.1	18.9
5: 4	64	-0.8089	15.2605	0.08464	12.7	13.1	13.4	14.0	14.4	15.3	16.2	16.7	17.7	18.1	18.9
5: 5	65	-0.8322	15.2619	0.08490	12.7	13.1	13.4	14.0	14.4	15.3	16.2	16.7	17.7	18.1	18.9
5: 6	66	-0.8554	15.2645	0.08516	12.7	13.1	13.4	14.0	14.4	15.3	16.2	16.7	17.7	18.1	19.0
5: 7	67	-0.8785	15.2684	0.08543	12.7	13.1	13.4	14.0	14.4	15.3	16.2	16.7	17.7	18.2	19.0
5: 8	68	-0.9015	15.2737	0.08570	12.7	13.1	13.4	14.0	14.4	15.3	16.2	16.8	17.8	18.2	19.0
5: 9	69	-0.9243	15.2801	0.08597	12.7	13.1	13.4	14.0	14.4	15.3	16.2	16.8	17.8	18.2	19.1
5:10	70	-0.9471	15.2877	0.08625	12.7	13.1	13.4	14.0	14.4	15.3	16.2	16.8	17.8	18.2	19.1
5:11	71	-0.9697	15.2965	0.08653	12.7	13.2	13.4	14.0	14.5	15.3	16.2	16.8	17.8	18.3	19.1
6: 0	72	-0.9921	15.3062	0.08682	12.7	13.2	13.4	14.0	14.5	15.3	16.3	16.8	17.9	18.3	19.2
6: 1	73	-1.0144	15.3169	0.08711	12.7	13.2	13.4	14.0	14.5	15.3	16.3	16.8	17.9	18.3	19.2
6: 2	74	-1.0365	15.3285	0.08741	12.7	13.2	13.4	14.1	14.5	15.3	16.3	16.9	17.9	18.4	19.3
6: 3	75	-1.0584	15.3408	0.08771	12.8	13.2	13.4	14.1	14.5	15.3	16.3	16.9	17.9	18.4	19.3
6: 4	76	-1.0801	15.3540	0.08802	12.8	13.2	13.4	14.1	14.5	15.4	16.3	16.9	18.0	18.4	19.4
6: 5	77	-1.1017	15.3679	0.08833	12.8	13.2	13.4	14.1	14.5	15.4	16.3	16.9	18.0	18.5	19.4
6: 6	78	-1.1230	15.3825	0.08865	12.8	13.2	13.4	14.1	14.5	15.4	16.4	16.9	18.0	18.5	19.4
6: 7	79	-1.1441	15.3978	0.08898	12.8	13.2	13.4	14.1	14.5	15.4	16.4	17.0	18.1	18.5	19.5
6: 8	80	-1.1649	15.4137	0.08931	12.8	13.2	13.5	14.1	14.5	15.4	16.4	17.0	18.1	18.6	19.6
6: 9	81	-1.1856	15.4302	0.08964	12.8	13.2	13.5	14.1	14.6	15.4	16.4	17.0	18.1	18.6	19.6
6:10	82	-1.2060	15.4473	0.08998	12.8	13.2	13.5	14.1	14.6	15.4	16.5	17.1	18.2	18.7	19.7
6:11	83	-1.2261	15.4650	0.09033	12.8	13.3	13.5	14.2	14.6	15.5	16.5	17.1	18.2	18.7	19.7
7: 0	84	-1.2460	15.4832	0.09068	12.8	13.3	13.5	14.2	14.6	15.5	16.5	17.1	18.3	18.8	19.8
7: 1	85	-1.2656	15.5019	0.09103	12.9	13.3	13.5	14.2	14.6	15.5	16.5	17.1	18.3	18.8	19.8
7: 2	86	-1.2849	15.5210	0.09139	12.9	13.3	13.5	14.2	14.6	15.5	16.6	17.2	18.3	18.8	19.9

2007 WHO Reference

BMI-for-age BOYS

5 to 19 years (percentiles)



Year: Month	Month	L	M	S	Percentiles (BMI in kg/m ²)										
					1st	3rd	5th	15th	25th	50th	75th	85th	95th	97th	99th
7: 3	87	-1.3040	15.5407	0.09176	12.9	13.3	13.5	14.2	14.6	15.5	16.6	17.2	18.4	18.9	20.0
7: 4	88	-1.3228	15.5608	0.09213	12.9	13.3	13.6	14.2	14.7	15.6	16.6	17.2	18.4	18.9	20.0
7: 5	89	-1.3414	15.5814	0.09251	12.9	13.3	13.6	14.2	14.7	15.6	16.6	17.3	18.5	19.0	20.1
7: 6	90	-1.3596	15.6023	0.09289	12.9	13.3	13.6	14.3	14.7	15.6	16.7	17.3	18.5	19.0	20.2
7: 7	91	-1.3776	15.6237	0.09327	12.9	13.4	13.6	14.3	14.7	15.6	16.7	17.3	18.6	19.1	20.2
7: 8	92	-1.3953	15.6455	0.09366	12.9	13.4	13.6	14.3	14.7	15.6	16.7	17.4	18.6	19.2	20.3
7: 9	93	-1.4126	15.6677	0.09406	12.9	13.4	13.6	14.3	14.7	15.7	16.7	17.4	18.7	19.2	20.4
7:10	94	-1.4297	15.6903	0.09445	13.0	13.4	13.6	14.3	14.8	15.7	16.8	17.4	18.7	19.3	20.4
7:11	95	-1.4464	15.7133	0.09486	13.0	13.4	13.7	14.3	14.8	15.7	16.8	17.5	18.8	19.3	20.5
8: 0	96	-1.4629	15.7368	0.09526	13.0	13.4	13.7	14.4	14.8	15.7	16.8	17.5	18.8	19.4	20.6
8: 1	97	-1.4790	15.7606	0.09567	13.0	13.4	13.7	14.4	14.8	15.8	16.9	17.5	18.9	19.4	20.6
8: 2	98	-1.4947	15.7848	0.09609	13.0	13.5	13.7	14.4	14.8	15.8	16.9	17.6	18.9	19.5	20.7
8: 3	99	-1.5101	15.8094	0.09651	13.0	13.5	13.7	14.4	14.9	15.8	16.9	17.6	19.0	19.5	20.8
8: 4	100	-1.5252	15.8344	0.09693	13.0	13.5	13.7	14.4	14.9	15.8	17.0	17.7	19.0	19.6	20.9
8: 5	101	-1.5399	15.8597	0.09735	13.1	13.5	13.7	14.4	14.9	15.9	17.0	17.7	19.1	19.7	21.0
8: 6	102	-1.5542	15.8855	0.09778	13.1	13.5	13.8	14.5	14.9	15.9	17.0	17.7	19.1	19.7	21.0
8: 7	103	-1.5681	15.9116	0.09821	13.1	13.5	13.8	14.5	14.9	15.9	17.1	17.8	19.2	19.8	21.1
8: 8	104	-1.5817	15.9381	0.09864	13.1	13.5	13.8	14.5	15.0	15.9	17.1	17.8	19.2	19.9	21.2
8: 9	105	-1.5948	15.9651	0.09907	13.1	13.6	13.8	14.5	15.0	16.0	17.1	17.9	19.3	19.9	21.3
8:10	106	-1.6076	15.9925	0.09951	13.1	13.6	13.8	14.5	15.0	16.0	17.2	17.9	19.3	20.0	21.4
8:11	107	-1.6199	16.0205	0.09994	13.2	13.6	13.8	14.6	15.0	16.0	17.2	17.9	19.4	20.0	21.4
9: 0	108	-1.6318	16.0490	0.10038	13.2	13.6	13.9	14.6	15.1	16.0	17.2	18.0	19.5	20.1	21.5
9: 1	109	-1.6433	16.0781	0.10082	13.2	13.6	13.9	14.6	15.1	16.1	17.3	18.0	19.5	20.2	21.6
9: 2	110	-1.6544	16.1078	0.10126	13.2	13.7	13.9	14.6	15.1	16.1	17.3	18.1	19.6	20.2	21.7
9: 3	111	-1.6651	16.1381	0.10170	13.2	13.7	13.9	14.6	15.1	16.1	17.4	18.1	19.6	20.3	21.8

2007 WHO Reference

BMI-for-age BOYS

5 to 19 years (percentiles)



Year: Month	Month	L	M	S	Percentiles (BMI in kg/m ²)										
					1st	3rd	5th	15th	25th	50th	75th	85th	95th	97th	99th
9: 4	112	-1.6753	16.1692	0.10214	13.2	13.7	13.9	14.7	15.1	16.2	17.4	18.2	19.7	20.4	21.9
9: 5	113	-1.6851	16.2009	0.10259	13.3	13.7	14.0	14.7	15.2	16.2	17.4	18.2	19.8	20.5	22.0
9: 6	114	-1.6944	16.2333	0.10303	13.3	13.7	14.0	14.7	15.2	16.2	17.5	18.3	19.8	20.5	22.1
9: 7	115	-1.7032	16.2665	0.10347	13.3	13.8	14.0	14.7	15.2	16.3	17.5	18.3	19.9	20.6	22.2
9: 8	116	-1.7116	16.3004	0.10391	13.3	13.8	14.0	14.8	15.3	16.3	17.6	18.4	20.0	20.7	22.3
9: 9	117	-1.7196	16.3351	0.10435	13.3	13.8	14.1	14.8	15.3	16.3	17.6	18.4	20.0	20.8	22.4
9:10	118	-1.7271	16.3704	0.10478	13.4	13.8	14.1	14.8	15.3	16.4	17.7	18.5	20.1	20.8	22.5
9:11	119	-1.7341	16.4065	0.10522	13.4	13.8	14.1	14.8	15.3	16.4	17.7	18.5	20.2	20.9	22.6
10: 0	120	-1.7407	16.4433	0.10566	13.4	13.9	14.1	14.9	15.4	16.4	17.7	18.6	20.2	21.0	22.7
10: 1	121	-1.7468	16.4807	0.10609	13.4	13.9	14.2	14.9	15.4	16.5	17.8	18.6	20.3	21.1	22.8
10: 2	122	-1.7525	16.5189	0.10652	13.4	13.9	14.2	14.9	15.4	16.5	17.8	18.7	20.4	21.1	22.9
10: 3	123	-1.7578	16.5578	0.10695	13.5	13.9	14.2	15.0	15.5	16.6	17.9	18.7	20.4	21.2	23.0
10: 4	124	-1.7626	16.5974	0.10738	13.5	14.0	14.2	15.0	15.5	16.6	17.9	18.8	20.5	21.3	23.1
10: 5	125	-1.7670	16.6376	0.10780	13.5	14.0	14.3	15.0	15.5	16.6	18.0	18.8	20.6	21.4	23.2
10: 6	126	-1.7710	16.6786	0.10823	13.5	14.0	14.3	15.1	15.6	16.7	18.0	18.9	20.7	21.5	23.3
10: 7	127	-1.7745	16.7203	0.10865	13.6	14.0	14.3	15.1	15.6	16.7	18.1	19.0	20.7	21.6	23.4
10: 8	128	-1.7777	16.7628	0.10906	13.6	14.1	14.3	15.1	15.6	16.8	18.1	19.0	20.8	21.6	23.5
10: 9	129	-1.7804	16.8059	0.10948	13.6	14.1	14.4	15.2	15.7	16.8	18.2	19.1	20.9	21.7	23.6
10:10	130	-1.7828	16.8497	0.10989	13.6	14.1	14.4	15.2	15.7	16.9	18.2	19.1	21.0	21.8	23.7
10:11	131	-1.7847	16.8941	0.11030	13.7	14.2	14.4	15.2	15.8	16.9	18.3	19.2	21.0	21.9	23.8
11: 0	132	-1.7862	16.9392	0.11070	13.7	14.2	14.5	15.3	15.8	16.9	18.4	19.3	21.1	22.0	23.9
11: 1	133	-1.7873	16.9850	0.11110	13.7	14.2	14.5	15.3	15.8	17.0	18.4	19.3	21.2	22.1	24.0
11: 2	134	-1.7881	17.0314	0.11150	13.8	14.3	14.5	15.3	15.9	17.0	18.5	19.4	21.3	22.2	24.1
11: 3	135	-1.7884	17.0784	0.11189	13.8	14.3	14.6	15.4	15.9	17.1	18.5	19.4	21.4	22.2	24.2

2007 WHO Reference

BMI-for-age BOYS

5 to 19 years (percentiles)



Year: Month	Month	Percentiles (BMI in kg/m ²)													
		L	M	S	1st	3rd	5th	15th	25th	50th	75th	85th	95th	97th	99th
11: 4	136	-1.7884	17.1262	0.11228	13.8	14.3	14.6	15.4	16.0	17.1	18.6	19.5	21.4	22.3	24.4
11: 5	137	-1.7880	17.1746	0.11266	13.9	14.4	14.6	15.4	16.0	17.2	18.6	19.6	21.5	22.4	24.5
11: 6	138	-1.7873	17.2236	0.11304	13.9	14.4	14.7	15.5	16.0	17.2	18.7	19.6	21.6	22.5	24.6
11: 7	139	-1.7861	17.2734	0.11342	13.9	14.4	14.7	15.5	16.1	17.3	18.8	19.7	21.7	22.6	24.7
11: 8	140	-1.7846	17.3240	0.11379	13.9	14.5	14.7	15.6	16.1	17.3	18.8	19.8	21.8	22.7	24.8
11: 9	141	-1.7828	17.3752	0.11415	14.0	14.5	14.8	15.6	16.2	17.4	18.9	19.8	21.8	22.8	24.9
11:10	142	-1.7806	17.4272	0.11451	14.0	14.5	14.8	15.6	16.2	17.4	18.9	19.9	21.9	22.9	25.0
11:11	143	-1.7780	17.4799	0.11487	14.0	14.6	14.9	15.7	16.3	17.5	19.0	20.0	22.0	23.0	25.1
12: 0	144	-1.7751	17.5334	0.11522	14.1	14.6	14.9	15.7	16.3	17.5	19.1	20.1	22.1	23.1	25.2
12: 1	145	-1.7719	17.5877	0.11556	14.1	14.6	14.9	15.8	16.3	17.6	19.1	20.1	22.2	23.1	25.3
12: 2	146	-1.7684	17.6427	0.11590	14.2	14.7	15.0	15.8	16.4	17.6	19.2	20.2	22.3	23.2	25.4
12: 3	147	-1.7645	17.6985	0.11623	14.2	14.7	15.0	15.9	16.4	17.7	19.3	20.3	22.3	23.3	25.6
12: 4	148	-1.7604	17.7551	0.11656	14.2	14.8	15.1	15.9	16.5	17.8	19.3	20.3	22.4	23.4	25.7
12: 5	149	-1.7559	17.8124	0.11688	14.3	14.8	15.1	16.0	16.5	17.8	19.4	20.4	22.5	23.5	25.8
12: 6	150	-1.7511	17.8704	0.11720	14.3	14.8	15.1	16.0	16.6	17.9	19.5	20.5	22.6	23.6	25.9
12: 7	151	-1.7461	17.9292	0.11751	14.3	14.9	15.2	16.1	16.6	17.9	19.5	20.6	22.7	23.7	26.0
12: 8	152	-1.7408	17.9887	0.11781	14.4	14.9	15.2	16.1	16.7	18.0	19.6	20.6	22.8	23.8	26.1
12: 9	153	-1.7352	18.0488	0.11811	14.4	15.0	15.3	16.2	16.8	18.0	19.7	20.7	22.9	23.9	26.2
12:10	154	-1.7293	18.1096	0.11841	14.5	15.0	15.3	16.2	16.8	18.1	19.7	20.8	23.0	24.0	26.3
12:11	155	-1.7232	18.1710	0.11869	14.5	15.0	15.4	16.3	16.9	18.2	19.8	20.9	23.1	24.1	26.4
13: 0	156	-1.7168	18.2330	0.11898	14.5	15.1	15.4	16.3	16.9	18.2	19.9	20.9	23.1	24.2	26.5
13: 1	157	-1.7102	18.2955	0.11925	14.6	15.1	15.4	16.4	17.0	18.3	19.9	21.0	23.2	24.3	26.7
13: 2	158	-1.7033	18.3586	0.11952	14.6	15.2	15.5	16.4	17.0	18.4	20.0	21.1	23.3	24.4	26.8
13: 3	159	-1.6962	18.4221	0.11979	14.7	15.2	15.5	16.5	17.1	18.4	20.1	21.2	23.4	24.5	26.9

2007 WHO Reference

BMI-for-age BOYS

5 to 19 years (percentiles)



Year: Month	Month	L	M	S	Percentiles (BMI in kg/m ²)										
					1st	3rd	5th	15th	25th	50th	75th	85th	95th	97th	99th
13: 4	160	-1.6888	18.4860	0.12005	14.7	15.3	15.6	16.5	17.1	18.5	20.2	21.3	23.5	24.6	27.0
13: 5	161	-1.6811	18.5502	0.12030	14.7	15.3	15.6	16.6	17.2	18.6	20.2	21.3	23.6	24.7	27.1
13: 6	162	-1.6732	18.6148	0.12055	14.8	15.4	15.7	16.6	17.2	18.6	20.3	21.4	23.7	24.8	27.2
13: 7	163	-1.6651	18.6795	0.12079	14.8	15.4	15.7	16.7	17.3	18.7	20.4	21.5	23.8	24.9	27.3
13: 8	164	-1.6568	18.7445	0.12102	14.9	15.5	15.8	16.7	17.4	18.7	20.5	21.6	23.9	24.9	27.4
13: 9	165	-1.6482	18.8095	0.12125	14.9	15.5	15.8	16.8	17.4	18.8	20.5	21.7	24.0	25.0	27.5
13:10	166	-1.6394	18.8746	0.12148	15.0	15.5	15.9	16.8	17.5	18.9	20.6	21.7	24.0	25.1	27.6
13:11	167	-1.6304	18.9398	0.12170	15.0	15.6	15.9	16.9	17.5	18.9	20.7	21.8	24.1	25.2	27.7
14: 0	168	-1.6211	19.0050	0.12191	15.1	15.6	16.0	16.9	17.6	19.0	20.8	21.9	24.2	25.3	27.8
14: 1	169	-1.6116	19.0701	0.12212	15.1	15.7	16.0	17.0	17.7	19.1	20.8	22.0	24.3	25.4	27.9
14: 2	170	-1.6020	19.1351	0.12233	15.1	15.7	16.1	17.0	17.7	19.1	20.9	22.0	24.4	25.5	28.0
14: 3	171	-1.5921	19.2000	0.12253	15.2	15.8	16.1	17.1	17.8	19.2	21.0	22.1	24.5	25.6	28.1
14: 4	172	-1.5821	19.2648	0.12272	15.2	15.8	16.2	17.2	17.8	19.3	21.1	22.2	24.6	25.7	28.2
14: 5	173	-1.5719	19.3294	0.12291	15.3	15.9	16.2	17.2	17.9	19.3	21.1	22.3	24.7	25.8	28.3
14: 6	174	-1.5615	19.3937	0.12310	15.3	15.9	16.3	17.3	17.9	19.4	21.2	22.4	24.7	25.8	28.3
14: 7	175	-1.5510	19.4578	0.12328	15.3	16.0	16.3	17.3	18.0	19.5	21.3	22.4	24.8	25.9	28.4
14: 8	176	-1.5403	19.5217	0.12346	15.4	16.0	16.4	17.4	18.1	19.5	21.3	22.5	24.9	26.0	28.5
14: 9	177	-1.5294	19.5853	0.12363	15.4	16.1	16.4	17.4	18.1	19.6	21.4	22.6	25.0	26.1	28.6
14:10	178	-1.5185	19.6486	0.12380	15.5	16.1	16.5	17.5	18.2	19.6	21.5	22.7	25.1	26.2	28.7
14:11	179	-1.5074	19.7117	0.12396	15.5	16.1	16.5	17.5	18.2	19.7	21.6	22.7	25.1	26.3	28.8
15: 0	180	-1.4961	19.7744	0.12412	15.6	16.2	16.5	17.6	18.3	19.8	21.6	22.8	25.2	26.4	28.9
15: 1	181	-1.4848	19.8367	0.12428	15.6	16.2	16.6	17.6	18.3	19.8	21.7	22.9	25.3	26.4	28.9
15: 2	182	-1.4733	19.8987	0.12443	15.6	16.3	16.6	17.7	18.4	19.9	21.8	23.0	25.4	26.5	29.0
15: 3	183	-1.4617	19.9603	0.12458	15.7	16.3	16.7	17.7	18.4	20.0	21.8	23.0	25.5	26.6	29.1

2007 WHO Reference

BMI-for-age BOYS

5 to 19 years (percentiles)



Year: Month	Month	L	M	S	Percentiles (BMI in kg/m ²)										
					1st	3rd	5th	15th	25th	50th	75th	85th	95th	97th	99th
15: 4	184	-1.4500	20.0215	0.12473	15.7	16.4	16.7	17.8	18.5	20.0	21.9	23.1	25.5	26.7	29.2
15: 5	185	-1.4382	20.0823	0.12487	15.8	16.4	16.8	17.8	18.5	20.1	22.0	23.2	25.6	26.7	29.3
15: 6	186	-1.4263	20.1427	0.12501	15.8	16.4	16.8	17.9	18.6	20.1	22.0	23.2	25.7	26.8	29.3
15: 7	187	-1.4143	20.2026	0.12514	15.8	16.5	16.9	17.9	18.7	20.2	22.1	23.3	25.8	26.9	29.4
15: 8	188	-1.4022	20.2621	0.12528	15.9	16.5	16.9	18.0	18.7	20.3	22.2	23.4	25.8	27.0	29.5
15: 9	189	-1.3900	20.3211	0.12541	15.9	16.6	17.0	18.0	18.8	20.3	22.2	23.5	25.9	27.0	29.5
15:10	190	-1.3777	20.3796	0.12554	15.9	16.6	17.0	18.1	18.8	20.4	22.3	23.5	26.0	27.1	29.6
15:11	191	-1.3653	20.4376	0.12567	16.0	16.7	17.0	18.1	18.9	20.4	22.4	23.6	26.1	27.2	29.7
16: 0	192	-1.3529	20.4951	0.12579	16.0	16.7	17.1	18.2	18.9	20.5	22.4	23.7	26.1	27.3	29.7
16: 1	193	-1.3403	20.5521	0.12591	16.1	16.7	17.1	18.2	19.0	20.6	22.5	23.7	26.2	27.3	29.8
16: 2	194	-1.3277	20.6085	0.12603	16.1	16.8	17.2	18.3	19.0	20.6	22.6	23.8	26.3	27.4	29.9
16: 3	195	-1.3149	20.6644	0.12615	16.1	16.8	17.2	18.3	19.1	20.7	22.6	23.9	26.3	27.5	29.9
16: 4	196	-1.3021	20.7197	0.12627	16.2	16.8	17.2	18.4	19.1	20.7	22.7	23.9	26.4	27.5	30.0
16: 5	197	-1.2892	20.7745	0.12638	16.2	16.9	17.3	18.4	19.2	20.8	22.7	24.0	26.5	27.6	30.1
16: 6	198	-1.2762	20.8287	0.12650	16.2	16.9	17.3	18.5	19.2	20.8	22.8	24.0	26.5	27.7	30.1
16: 7	199	-1.2631	20.8824	0.12661	16.3	17.0	17.4	18.5	19.3	20.9	22.9	24.1	26.6	27.7	30.2
16: 8	200	-1.2499	20.9355	0.12672	16.3	17.0	17.4	18.5	19.3	20.9	22.9	24.2	26.7	27.8	30.2
16: 9	201	-1.2366	20.9881	0.12683	16.3	17.0	17.4	18.6	19.3	21.0	23.0	24.2	26.7	27.8	30.3
16:10	202	-1.2233	21.0400	0.12694	16.4	17.1	17.5	18.6	19.4	21.0	23.0	24.3	26.8	27.9	30.4
16:11	203	-1.2098	21.0914	0.12704	16.4	17.1	17.5	18.7	19.4	21.1	23.1	24.3	26.8	28.0	30.4
17: 0	204	-1.1962	21.1423	0.12715	16.4	17.1	17.5	18.7	19.5	21.1	23.1	24.4	26.9	28.0	30.5
17: 1	205	-1.1826	21.1925	0.12726	16.4	17.2	17.6	18.7	19.5	21.2	23.2	24.5	27.0	28.1	30.5
17: 2	206	-1.1688	21.2423	0.12736	16.5	17.2	17.6	18.8	19.6	21.2	23.3	24.5	27.0	28.1	30.6
17: 3	207	-1.1550	21.2914	0.12746	16.5	17.2	17.6	18.8	19.6	21.3	23.3	24.6	27.1	28.2	30.6

2007 WHO Reference

BMI-for-age BOYS

5 to 19 years (percentiles)



Year: Month	Month	L	M	S	Percentiles (BMI in kg/m ²)										
					1st	3rd	5th	15th	25th	50th	75th	85th	95th	97th	99th
17: 4	208	-1.1410	21.3400	0.12756	16.5	17.3	17.7	18.9	19.7	21.3	23.4	24.6	27.1	28.2	30.7
17: 5	209	-1.1270	21.3880	0.12767	16.6	17.3	17.7	18.9	19.7	21.4	23.4	24.7	27.2	28.3	30.7
17: 6	210	-1.1129	21.4354	0.12777	16.6	17.3	17.7	18.9	19.7	21.4	23.5	24.7	27.2	28.4	30.8
17: 7	211	-1.0986	21.4822	0.12787	16.6	17.4	17.8	19.0	19.8	21.5	23.5	24.8	27.3	28.4	30.8
17: 8	212	-1.0843	21.5285	0.12797	16.6	17.4	17.8	19.0	19.8	21.5	23.6	24.8	27.3	28.5	30.8
17: 9	213	-1.0699	21.5742	0.12807	16.7	17.4	17.8	19.1	19.9	21.6	23.6	24.9	27.4	28.5	30.9
17:10	214	-1.0553	21.6193	0.12816	16.7	17.4	17.9	19.1	19.9	21.6	23.7	24.9	27.4	28.6	30.9
17:11	215	-1.0407	21.6638	0.12826	16.7	17.5	17.9	19.1	19.9	21.7	23.7	25.0	27.5	28.6	31.0
18: 0	216	-1.0260	21.7077	0.12836	16.7	17.5	17.9	19.2	20.0	21.7	23.8	25.0	27.5	28.6	31.0
18: 1	217	-1.0112	21.7510	0.12845	16.8	17.5	18.0	19.2	20.0	21.8	23.8	25.1	27.6	28.7	31.0
18: 2	218	-0.9962	21.7937	0.12855	16.8	17.5	18.0	19.2	20.1	21.8	23.9	25.1	27.6	28.7	31.1
18: 3	219	-0.9812	21.8358	0.12864	16.8	17.6	18.0	19.3	20.1	21.8	23.9	25.2	27.7	28.8	31.1
18: 4	220	-0.9661	21.8773	0.12874	16.8	17.6	18.0	19.3	20.1	21.9	24.0	25.2	27.7	28.8	31.2
18: 5	221	-0.9509	21.9182	0.12883	16.8	17.6	18.1	19.3	20.2	21.9	24.0	25.3	27.8	28.9	31.2
18: 6	222	-0.9356	21.9585	0.12893	16.9	17.6	18.1	19.4	20.2	22.0	24.0	25.3	27.8	28.9	31.2
18: 7	223	-0.9202	21.9982	0.12902	16.9	17.7	18.1	19.4	20.2	22.0	24.1	25.4	27.9	29.0	31.3
18: 8	224	-0.9048	22.0374	0.12911	16.9	17.7	18.1	19.4	20.3	22.0	24.1	25.4	27.9	29.0	31.3
18: 9	225	-0.8892	22.0760	0.12920	16.9	17.7	18.2	19.5	20.3	22.1	24.2	25.5	27.9	29.0	31.3
18:10	226	-0.8735	22.1140	0.12930	16.9	17.7	18.2	19.5	20.3	22.1	24.2	25.5	28.0	29.1	31.3
18:11	227	-0.8578	22.1514	0.12939	16.9	17.8	18.2	19.5	20.4	22.2	24.3	25.5	28.0	29.1	31.4
19: 0	228	-0.8419	22.1883	0.12948	17.0	17.8	18.2	19.5	20.4	22.2	24.3	25.6	28.1	29.1	31.4

2007 WHO Reference

BMI-for-age GIRLS

5 to 19 years (percentiles)



Year: Month	Month	L	M	S	Percentiles (BMI in kg/m ²)										
					1st	3rd	5th	15th	25th	50th	75th	85th	95th	97th	99th
5: 1	61	-0.8886	15.2441	0.09692	12.4	12.9	13.1	13.8	14.3	15.2	16.3	16.9	18.1	18.6	19.6
5: 2	62	-0.9068	15.2434	0.09738	12.4	12.9	13.1	13.8	14.3	15.2	16.3	16.9	18.1	18.6	19.6
5: 3	63	-0.9248	15.2433	0.09783	12.4	12.9	13.1	13.8	14.3	15.2	16.3	17.0	18.1	18.7	19.7
5: 4	64	-0.9427	15.2438	0.09829	12.4	12.9	13.1	13.8	14.3	15.2	16.3	17.0	18.2	18.7	19.7
5: 5	65	-0.9605	15.2448	0.09875	12.4	12.9	13.1	13.8	14.3	15.2	16.3	17.0	18.2	18.7	19.8
5: 6	66	-0.9780	15.2464	0.09920	12.4	12.8	13.1	13.8	14.3	15.2	16.3	17.0	18.2	18.7	19.8
5: 7	67	-0.9954	15.2487	0.09966	12.4	12.8	13.1	13.8	14.3	15.2	16.3	17.0	18.2	18.8	19.8
5: 8	68	-1.0126	15.2516	0.10012	12.4	12.8	13.1	13.8	14.3	15.3	16.4	17.0	18.3	18.8	19.9
5: 9	69	-1.0296	15.2551	0.10058	12.4	12.8	13.1	13.8	14.3	15.3	16.4	17.0	18.3	18.8	19.9
5:10	70	-1.0464	15.2592	0.10104	12.4	12.8	13.1	13.8	14.3	15.3	16.4	17.0	18.3	18.9	20.0
5:11	71	-1.0630	15.2641	0.10149	12.4	12.8	13.1	13.8	14.3	15.3	16.4	17.1	18.3	18.9	20.0
6: 0	72	-1.0794	15.2697	0.10195	12.4	12.8	13.1	13.8	14.3	15.3	16.4	17.1	18.4	18.9	20.1
6: 1	73	-1.0956	15.2760	0.10241	12.4	12.8	13.1	13.8	14.3	15.3	16.4	17.1	18.4	19.0	20.1
6: 2	74	-1.1115	15.2831	0.10287	12.4	12.8	13.1	13.8	14.3	15.3	16.4	17.1	18.4	19.0	20.2
6: 3	75	-1.1272	15.2911	0.10333	12.4	12.8	13.1	13.8	14.3	15.3	16.4	17.1	18.5	19.0	20.2
6: 4	76	-1.1427	15.2998	0.10379	12.4	12.8	13.1	13.8	14.3	15.3	16.5	17.2	18.5	19.1	20.3
6: 5	77	-1.1579	15.3095	0.10425	12.4	12.8	13.1	13.8	14.3	15.3	16.5	17.2	18.5	19.1	20.4
6: 6	78	-1.1728	15.3200	0.10471	12.4	12.8	13.1	13.8	14.3	15.3	16.5	17.2	18.6	19.2	20.4
6: 7	79	-1.1875	15.3314	0.10517	12.4	12.8	13.1	13.8	14.3	15.3	16.5	17.2	18.6	19.2	20.5
6: 8	80	-1.2019	15.3439	0.10562	12.4	12.8	13.1	13.8	14.3	15.3	16.5	17.3	18.6	19.3	20.5
6: 9	81	-1.2160	15.3572	0.10608	12.4	12.8	13.1	13.9	14.3	15.4	16.6	17.3	18.7	19.3	20.6
6:10	82	-1.2298	15.3717	0.10654	12.4	12.9	13.1	13.9	14.3	15.4	16.6	17.3	18.7	19.3	20.7
6:11	83	-1.2433	15.3871	0.10700	12.4	12.9	13.1	13.9	14.4	15.4	16.6	17.3	18.8	19.4	20.7
7: 0	84	-1.2565	15.4036	0.10746	12.4	12.9	13.1	13.9	14.4	15.4	16.6	17.4	18.8	19.4	20.8
7: 1	85	-1.2693	15.4211	0.10792	12.4	12.9	13.1	13.9	14.4	15.4	16.6	17.4	18.9	19.5	20.9
7: 2	86	-1.2819	15.4397	0.10837	12.4	12.9	13.2	13.9	14.4	15.4	16.7	17.4	18.9	19.6	20.9

2007 WHO Reference

BMI-for-age GIRLS

5 to 19 years (percentiles)



Year: Month	Month	L	M	S	Percentiles (BMI in kg/m ²)										
					1st	3rd	5th	15th	25th	50th	75th	85th	95th	97th	99th
7: 3	87	-1.2941	15.4593	0.10883	12.4	12.9	13.2	13.9	14.4	15.5	16.7	17.5	19.0	19.6	21.0
7: 4	88	-1.3060	15.4798	0.10929	12.4	12.9	13.2	13.9	14.4	15.5	16.7	17.5	19.0	19.7	21.1
7: 5	89	-1.3175	15.5014	0.10974	12.4	12.9	13.2	13.9	14.4	15.5	16.8	17.5	19.1	19.7	21.2
7: 6	90	-1.3287	15.5240	0.11020	12.5	12.9	13.2	14.0	14.5	15.5	16.8	17.6	19.1	19.8	21.2
7: 7	91	-1.3395	15.5476	0.11065	12.5	12.9	13.2	14.0	14.5	15.5	16.8	17.6	19.2	19.8	21.3
7: 8	92	-1.3499	15.5723	0.11110	12.5	13.0	13.2	14.0	14.5	15.6	16.9	17.6	19.2	19.9	21.4
7: 9	93	-1.3600	15.5979	0.11156	12.5	13.0	13.2	14.0	14.5	15.6	16.9	17.7	19.3	20.0	21.5
7:10	94	-1.3697	15.6246	0.11201	12.5	13.0	13.3	14.0	14.5	15.6	16.9	17.7	19.3	20.0	21.6
7:11	95	-1.3790	15.6523	0.11246	12.5	13.0	13.3	14.0	14.6	15.7	17.0	17.8	19.4	20.1	21.7
8: 0	96	-1.3880	15.6810	0.11291	12.5	13.0	13.3	14.1	14.6	15.7	17.0	17.8	19.4	20.2	21.7
8: 1	97	-1.3966	15.7107	0.11335	12.6	13.0	13.3	14.1	14.6	15.7	17.0	17.9	19.5	20.2	21.8
8: 2	98	-1.4047	15.7415	0.11380	12.6	13.1	13.3	14.1	14.6	15.7	17.1	17.9	19.6	20.3	21.9
8: 3	99	-1.4125	15.7732	0.11424	12.6	13.1	13.4	14.1	14.7	15.8	17.1	18.0	19.6	20.4	22.0
8: 4	100	-1.4199	15.8058	0.11469	12.6	13.1	13.4	14.2	14.7	15.8	17.2	18.0	19.7	20.4	22.1
8: 5	101	-1.4270	15.8394	0.11513	12.6	13.1	13.4	14.2	14.7	15.8	17.2	18.1	19.8	20.5	22.2
8: 6	102	-1.4336	15.8738	0.11557	12.6	13.1	13.4	14.2	14.7	15.9	17.2	18.1	19.8	20.6	22.3
8: 7	103	-1.4398	15.9090	0.11601	12.7	13.2	13.4	14.2	14.8	15.9	17.3	18.2	19.9	20.7	22.4
8: 8	104	-1.4456	15.9451	0.11644	12.7	13.2	13.5	14.3	14.8	15.9	17.3	18.2	20.0	20.7	22.5
8: 9	105	-1.4511	15.9818	0.11688	12.7	13.2	13.5	14.3	14.8	16.0	17.4	18.3	20.0	20.8	22.6
8:10	106	-1.4561	16.0194	0.11731	12.7	13.2	13.5	14.3	14.9	16.0	17.4	18.3	20.1	20.9	22.7
8:11	107	-1.4607	16.0575	0.11774	12.8	13.3	13.5	14.4	14.9	16.1	17.5	18.4	20.2	21.0	22.8
9: 0	108	-1.4650	16.0964	0.11816	12.8	13.3	13.6	14.4	14.9	16.1	17.5	18.4	20.2	21.1	22.9
9: 1	109	-1.4688	16.1358	0.11859	12.8	13.3	13.6	14.4	15.0	16.1	17.6	18.5	20.3	21.1	23.0
9: 2	110	-1.4723	16.1759	0.11901	12.8	13.3	13.6	14.4	15.0	16.2	17.6	18.5	20.4	21.2	23.1
9: 3	111	-1.4753	16.2166	0.11943	12.8	13.4	13.6	14.5	15.0	16.2	17.7	18.6	20.5	21.3	23.2

2007 WHO Reference

BMI-for-age GIRLS

5 to 19 years (percentiles)



Year: Month	Month	L	M	S	Percentiles (BMI in kg/m ²)										
					1st	3rd	5th	15th	25th	50th	75th	85th	95th	97th	99th
9: 4	112	-1.4780	16.2580	0.11985	12.9	13.4	13.7	14.5	15.1	16.3	17.7	18.7	20.5	21.4	23.3
9: 5	113	-1.4803	16.2999	0.12026	12.9	13.4	13.7	14.5	15.1	16.3	17.8	18.7	20.6	21.5	23.4
9: 6	114	-1.4823	16.3425	0.12067	12.9	13.4	13.7	14.6	15.1	16.3	17.8	18.8	20.7	21.6	23.5
9: 7	115	-1.4838	16.3858	0.12108	13.0	13.5	13.8	14.6	15.2	16.4	17.9	18.8	20.7	21.6	23.6
9: 8	116	-1.4850	16.4298	0.12148	13.0	13.5	13.8	14.6	15.2	16.4	17.9	18.9	20.8	21.7	23.7
9: 9	117	-1.4859	16.4746	0.12188	13.0	13.5	13.8	14.7	15.2	16.5	18.0	18.9	20.9	21.8	23.8
9:10	118	-1.4864	16.5200	0.12228	13.0	13.6	13.9	14.7	15.3	16.5	18.0	19.0	21.0	21.9	23.9
9:11	119	-1.4866	16.5663	0.12268	13.1	13.6	13.9	14.7	15.3	16.6	18.1	19.1	21.1	22.0	24.0
10: 0	120	-1.4864	16.6133	0.12307	13.1	13.6	13.9	14.8	15.4	16.6	18.2	19.1	21.1	22.1	24.1
10: 1	121	-1.4859	16.6612	0.12346	13.1	13.6	14.0	14.8	15.4	16.7	18.2	19.2	21.2	22.2	24.2
10: 2	122	-1.4851	16.7100	0.12384	13.1	13.7	14.0	14.9	15.4	16.7	18.3	19.3	21.3	22.2	24.3
10: 3	123	-1.4839	16.7595	0.12422	13.2	13.7	14.0	14.9	15.5	16.8	18.3	19.3	21.4	22.3	24.4
10: 4	124	-1.4825	16.8100	0.12460	13.2	13.7	14.1	14.9	15.5	16.8	18.4	19.4	21.5	22.4	24.6
10: 5	125	-1.4807	16.8614	0.12497	13.2	13.8	14.1	15.0	15.6	16.9	18.5	19.5	21.5	22.5	24.7
10: 6	126	-1.4787	16.9136	0.12534	13.3	13.8	14.1	15.0	15.6	16.9	18.5	19.5	21.6	22.6	24.8
10: 7	127	-1.4763	16.9667	0.12571	13.3	13.9	14.2	15.1	15.7	17.0	18.6	19.6	21.7	22.7	24.9
10: 8	128	-1.4737	17.0208	0.12607	13.3	13.9	14.2	15.1	15.7	17.0	18.6	19.7	21.8	22.8	25.0
10: 9	129	-1.4708	17.0757	0.12643	13.4	13.9	14.2	15.1	15.8	17.1	18.7	19.8	21.9	22.9	25.1
10:10	130	-1.4677	17.1316	0.12678	13.4	14.0	14.3	15.2	15.8	17.1	18.8	19.8	22.0	23.0	25.2
10:11	131	-1.4642	17.1883	0.12713	13.4	14.0	14.3	15.2	15.9	17.2	18.8	19.9	22.1	23.1	25.3
11: 0	132	-1.4606	17.2459	0.12748	13.5	14.0	14.4	15.3	15.9	17.2	18.9	20.0	22.2	23.2	25.4
11: 1	133	-1.4567	17.3044	0.12782	13.5	14.1	14.4	15.3	16.0	17.3	19.0	20.0	22.2	23.3	25.6
11: 2	134	-1.4526	17.3637	0.12816	13.6	14.1	14.4	15.4	16.0	17.4	19.0	20.1	22.3	23.4	25.7
11: 3	135	-1.4482	17.4238	0.12849	13.6	14.2	14.5	15.4	16.1	17.4	19.1	20.2	22.4	23.5	25.8

2007 WHO Reference

BMI-for-age GIRLS

5 to 19 years (percentiles)



Year: Month	Month	L	M	S	Percentiles (BMI in kg/m ²)										
					1st	3rd	5th	15th	25th	50th	75th	85th	95th	97th	99th
11: 4	136	-1.4436	17.4847	0.12882	13.6	14.2	14.5	15.5	16.1	17.5	19.2	20.3	22.5	23.6	25.9
11: 5	137	-1.4389	17.5464	0.12914	13.7	14.2	14.6	15.5	16.2	17.5	19.3	20.4	22.6	23.7	26.0
11: 6	138	-1.4339	17.6088	0.12946	13.7	14.3	14.6	15.6	16.2	17.6	19.3	20.4	22.7	23.8	26.1
11: 7	139	-1.4288	17.6719	0.12978	13.7	14.3	14.7	15.6	16.3	17.7	19.4	20.5	22.8	23.9	26.2
11: 8	140	-1.4235	17.7357	0.13009	13.8	14.4	14.7	15.7	16.3	17.7	19.5	20.6	22.9	24.0	26.4
11: 9	141	-1.4180	17.8001	0.13040	13.8	14.4	14.8	15.7	16.4	17.8	19.6	20.7	23.0	24.1	26.5
11:10	142	-1.4123	17.8651	0.13070	13.9	14.5	14.8	15.8	16.4	17.9	19.6	20.8	23.1	24.2	26.6
11:11	143	-1.4065	17.9306	0.13099	13.9	14.5	14.9	15.8	16.5	17.9	19.7	20.8	23.2	24.3	26.7
12: 0	144	-1.4006	17.9966	0.13129	14.0	14.6	14.9	15.9	16.6	18.0	19.8	20.9	23.3	24.4	26.8
12: 1	145	-1.3945	18.0630	0.13158	14.0	14.6	15.0	15.9	16.6	18.1	19.9	21.0	23.4	24.5	26.9
12: 2	146	-1.3883	18.1297	0.13186	14.0	14.7	15.0	16.0	16.7	18.1	19.9	21.1	23.5	24.6	27.0
12: 3	147	-1.3819	18.1967	0.13214	14.1	14.7	15.0	16.1	16.7	18.2	20.0	21.2	23.6	24.7	27.2
12: 4	148	-1.3755	18.2639	0.13241	14.1	14.7	15.1	16.1	16.8	18.3	20.1	21.3	23.7	24.8	27.3
12: 5	149	-1.3689	18.3312	0.13268	14.2	14.8	15.1	16.2	16.8	18.3	20.2	21.3	23.8	24.9	27.4
12: 6	150	-1.3621	18.3986	0.13295	14.2	14.8	15.2	16.2	16.9	18.4	20.2	21.4	23.9	25.0	27.5
12: 7	151	-1.3553	18.4660	0.13321	14.3	14.9	15.2	16.3	17.0	18.5	20.3	21.5	23.9	25.1	27.6
12: 8	152	-1.3483	18.5333	0.13347	14.3	14.9	15.3	16.3	17.0	18.5	20.4	21.6	24.0	25.2	27.7
12: 9	153	-1.3413	18.6006	0.13372	14.3	15.0	15.3	16.4	17.1	18.6	20.5	21.7	24.1	25.3	27.8
12:10	154	-1.3341	18.6677	0.13397	14.4	15.0	15.4	16.4	17.1	18.7	20.6	21.8	24.2	25.4	27.9
12:11	155	-1.3269	18.7346	0.13421	14.4	15.1	15.4	16.5	17.2	18.7	20.6	21.8	24.3	25.5	28.0
13: 0	156	-1.3195	18.8012	0.13445	14.5	15.1	15.5	16.5	17.3	18.8	20.7	21.9	24.4	25.6	28.1
13: 1	157	-1.3121	18.8675	0.13469	14.5	15.2	15.5	16.6	17.3	18.9	20.8	22.0	24.5	25.7	28.2
13: 2	158	-1.3046	18.9335	0.13492	14.6	15.2	15.6	16.7	17.4	18.9	20.9	22.1	24.6	25.8	28.4
13: 3	159	-1.2970	18.9991	0.13514	14.6	15.3	15.6	16.7	17.4	19.0	20.9	22.2	24.7	25.9	28.5

2007 WHO Reference

BMI-for-age GIRLS

5 to 19 years (percentiles)



Year: Month	Month	L	M	S	Percentiles (BMI in kg/m ²)										
					1st	3rd	5th	15th	25th	50th	75th	85th	95th	97th	99th
13: 4	160	-1.2894	19.0642	0.13537	14.6	15.3	15.7	16.8	17.5	19.1	21.0	22.3	24.8	26.0	28.6
13: 5	161	-1.2816	19.1289	0.13559	14.7	15.3	15.7	16.8	17.5	19.1	21.1	22.3	24.9	26.1	28.7
13: 6	162	-1.2739	19.1931	0.13580	14.7	15.4	15.8	16.9	17.6	19.2	21.2	22.4	25.0	26.1	28.8
13: 7	163	-1.2661	19.2567	0.13601	14.8	15.4	15.8	16.9	17.7	19.3	21.2	22.5	25.1	26.2	28.9
13: 8	164	-1.2583	19.3197	0.13622	14.8	15.5	15.9	17.0	17.7	19.3	21.3	22.6	25.1	26.3	28.9
13: 9	165	-1.2504	19.3820	0.13642	14.8	15.5	15.9	17.0	17.8	19.4	21.4	22.6	25.2	26.4	29.0
13:10	166	-1.2425	19.4437	0.13662	14.9	15.6	15.9	17.1	17.8	19.4	21.4	22.7	25.3	26.5	29.1
13:11	167	-1.2345	19.5045	0.13681	14.9	15.6	16.0	17.1	17.9	19.5	21.5	22.8	25.4	26.6	29.2
14: 0	168	-1.2266	19.5647	0.13700	15.0	15.6	16.0	17.2	17.9	19.6	21.6	22.9	25.5	26.7	29.3
14: 1	169	-1.2186	19.6240	0.13719	15.0	15.7	16.1	17.2	18.0	19.6	21.6	22.9	25.6	26.8	29.4
14: 2	170	-1.2107	19.6824	0.13738	15.0	15.7	16.1	17.3	18.0	19.7	21.7	23.0	25.6	26.8	29.5
14: 3	171	-1.2027	19.7400	0.13756	15.1	15.8	16.2	17.3	18.1	19.7	21.8	23.1	25.7	26.9	29.6
14: 4	172	-1.1947	19.7966	0.13774	15.1	15.8	16.2	17.4	18.1	19.8	21.8	23.2	25.8	27.0	29.7
14: 5	173	-1.1867	19.8523	0.13791	15.1	15.8	16.2	17.4	18.2	19.9	21.9	23.2	25.9	27.1	29.7
14: 6	174	-1.1788	19.9070	0.13808	15.2	15.9	16.3	17.4	18.2	19.9	22.0	23.3	25.9	27.1	29.8
14: 7	175	-1.1708	19.9607	0.13825	15.2	15.9	16.3	17.5	18.3	20.0	22.0	23.4	26.0	27.2	29.9
14: 8	176	-1.1629	20.0133	0.13841	15.2	15.9	16.4	17.5	18.3	20.0	22.1	23.4	26.1	27.3	30.0
14: 9	177	-1.1549	20.0648	0.13858	15.3	16.0	16.4	17.6	18.4	20.1	22.2	23.5	26.1	27.4	30.0
14:10	178	-1.1470	20.1152	0.13873	15.3	16.0	16.4	17.6	18.4	20.1	22.2	23.5	26.2	27.4	30.1
14:11	179	-1.1390	20.1644	0.13889	15.3	16.0	16.5	17.6	18.4	20.2	22.3	23.6	26.3	27.5	30.2
15: 0	180	-1.1311	20.2125	0.13904	15.3	16.1	16.5	17.7	18.5	20.2	22.3	23.7	26.3	27.6	30.2
15: 1	181	-1.1232	20.2595	0.13920	15.4	16.1	16.5	17.7	18.5	20.3	22.4	23.7	26.4	27.6	30.3
15: 2	182	-1.1153	20.3053	0.13934	15.4	16.1	16.6	17.8	18.6	20.3	22.4	23.8	26.5	27.7	30.4
15: 3	183	-1.1074	20.3499	0.13949	15.4	16.2	16.6	17.8	18.6	20.4	22.5	23.8	26.5	27.7	30.4

2007 WHO Reference

BMI-for-age GIRLS

5 to 19 years (percentiles)



Year: Month	Month	L	M	S	Percentiles (BMI in kg/m ²)										
					1st	3rd	5th	15th	25th	50th	75th	85th	95th	97th	99th
15: 4	184	-1.0996	20.3934	0.13963	15.4	16.2	16.6	17.8	18.6	20.4	22.5	23.9	26.6	27.8	30.5
15: 5	185	-1.0917	20.4357	0.13977	15.5	16.2	16.6	17.9	18.7	20.4	22.6	23.9	26.6	27.9	30.5
15: 6	186	-1.0838	20.4769	0.13991	15.5	16.2	16.7	17.9	18.7	20.5	22.6	24.0	26.7	27.9	30.6
15: 7	187	-1.0760	20.5170	0.14005	15.5	16.3	16.7	17.9	18.8	20.5	22.7	24.0	26.7	28.0	30.6
15: 8	188	-1.0681	20.5560	0.14018	15.5	16.3	16.7	18.0	18.8	20.6	22.7	24.1	26.8	28.0	30.7
15: 9	189	-1.0603	20.5938	0.14031	15.6	16.3	16.8	18.0	18.8	20.6	22.8	24.1	26.8	28.1	30.7
15:10	190	-1.0525	20.6306	0.14044	15.6	16.3	16.8	18.0	18.8	20.6	22.8	24.2	26.9	28.1	30.8
15:11	191	-1.0447	20.6663	0.14057	15.6	16.4	16.8	18.0	18.9	20.7	22.8	24.2	26.9	28.2	30.8
16: 0	192	-1.0368	20.7008	0.14070	15.6	16.4	16.8	18.1	18.9	20.7	22.9	24.2	27.0	28.2	30.9
16: 1	193	-1.0290	20.7344	0.14082	15.6	16.4	16.8	18.1	18.9	20.7	22.9	24.3	27.0	28.2	30.9
16: 2	194	-1.0212	20.7668	0.14094	15.7	16.4	16.9	18.1	19.0	20.8	23.0	24.3	27.1	28.3	31.0
16: 3	195	-1.0134	20.7982	0.14106	15.7	16.4	16.9	18.1	19.0	20.8	23.0	24.4	27.1	28.3	31.0
16: 4	196	-1.0055	20.8286	0.14118	15.7	16.5	16.9	18.2	19.0	20.8	23.0	24.4	27.1	28.4	31.0
16: 5	197	-0.9977	20.8580	0.14130	15.7	16.5	16.9	18.2	19.0	20.9	23.1	24.4	27.2	28.4	31.1
16: 6	198	-0.9898	20.8863	0.14142	15.7	16.5	16.9	18.2	19.1	20.9	23.1	24.5	27.2	28.4	31.1
16: 7	199	-0.9819	20.9137	0.14153	15.7	16.5	17.0	18.2	19.1	20.9	23.1	24.5	27.2	28.5	31.1
16: 8	200	-0.9740	20.9401	0.14164	15.7	16.5	17.0	18.3	19.1	20.9	23.1	24.5	27.3	28.5	31.2
16: 9	201	-0.9661	20.9656	0.14176	15.7	16.5	17.0	18.3	19.1	21.0	23.2	24.6	27.3	28.5	31.2
16:10	202	-0.9582	20.9901	0.14187	15.8	16.6	17.0	18.3	19.2	21.0	23.2	24.6	27.3	28.6	31.2
16:11	203	-0.9503	21.0138	0.14198	15.8	16.6	17.0	18.3	19.2	21.0	23.2	24.6	27.4	28.6	31.2
17: 0	204	-0.9423	21.0367	0.14208	15.8	16.6	17.0	18.3	19.2	21.0	23.3	24.7	27.4	28.6	31.3
17: 1	205	-0.9344	21.0587	0.14219	15.8	16.6	17.0	18.3	19.2	21.1	23.3	24.7	27.4	28.6	31.3
17: 2	206	-0.9264	21.0801	0.14230	15.8	16.6	17.1	18.4	19.2	21.1	23.3	24.7	27.4	28.7	31.3
17: 3	207	-0.9184	21.1007	0.14240	15.8	16.6	17.1	18.4	19.2	21.1	23.3	24.7	27.5	28.7	31.3

2007 WHO Reference

BMI-for-age GIRLS

5 to 19 years (percentiles)

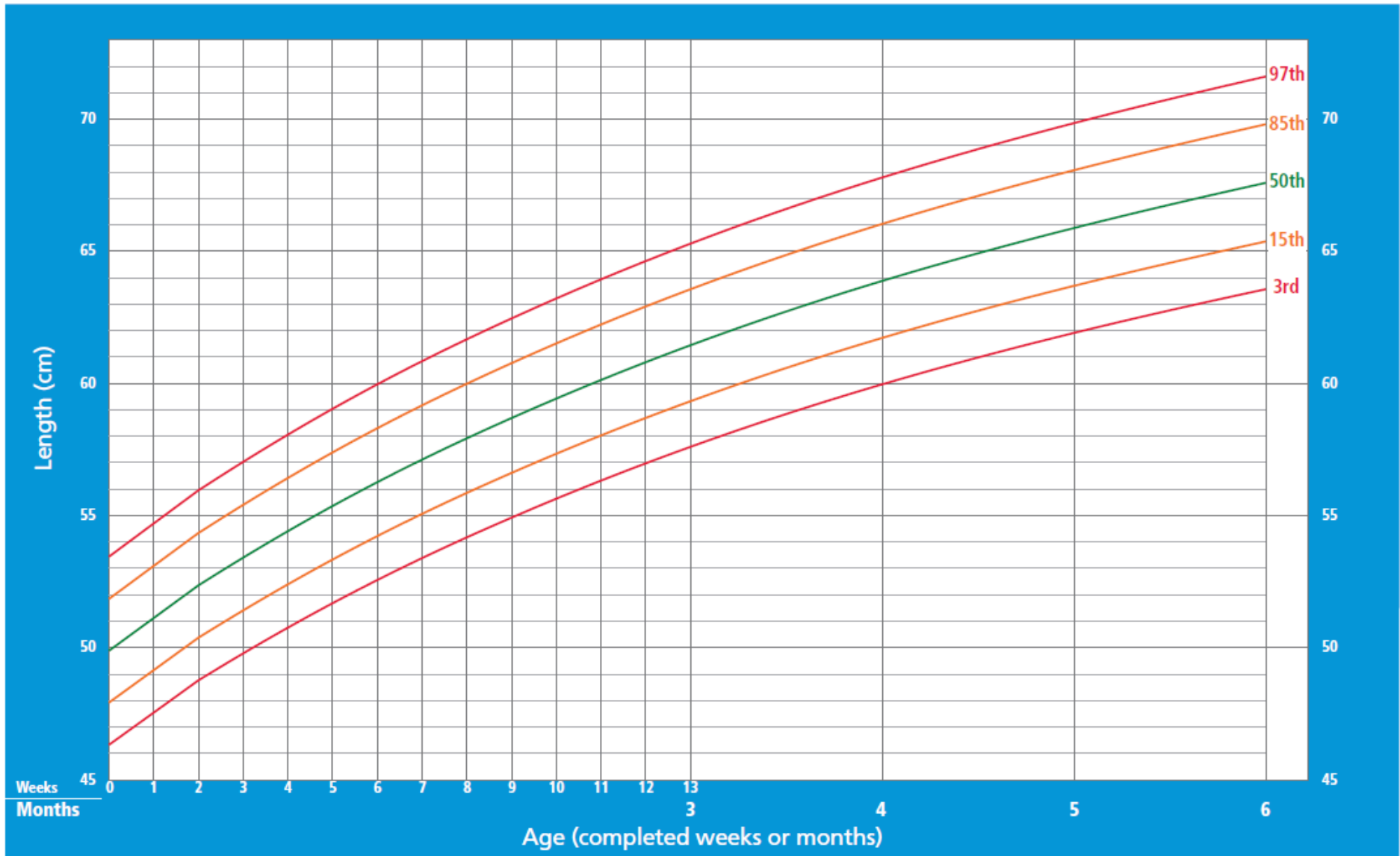


Year: Month	Month	L	M	S	Percentiles (BMI in kg/m ²)										
					1st	3rd	5th	15th	25th	50th	75th	85th	95th	97th	99th
17: 4	208	-0.9104	21.1206	0.14250	15.8	16.6	17.1	18.4	19.3	21.1	23.4	24.8	27.5	28.7	31.3
17: 5	209	-0.9024	21.1399	0.14261	15.8	16.6	17.1	18.4	19.3	21.1	23.4	24.8	27.5	28.7	31.4
17: 6	210	-0.8944	21.1586	0.14271	15.8	16.6	17.1	18.4	19.3	21.2	23.4	24.8	27.5	28.8	31.4
17: 7	211	-0.8863	21.1768	0.14281	15.8	16.6	17.1	18.4	19.3	21.2	23.4	24.8	27.6	28.8	31.4
17: 8	212	-0.8783	21.1944	0.14291	15.8	16.7	17.1	18.4	19.3	21.2	23.4	24.8	27.6	28.8	31.4
17: 9	213	-0.8703	21.2116	0.14301	15.8	16.7	17.1	18.5	19.3	21.2	23.5	24.9	27.6	28.8	31.4
17:10	214	-0.8623	21.2282	0.14311	15.8	16.7	17.1	18.5	19.3	21.2	23.5	24.9	27.6	28.8	31.4
17:11	215	-0.8542	21.2444	0.14320	15.8	16.7	17.1	18.5	19.4	21.2	23.5	24.9	27.6	28.9	31.4
18: 0	216	-0.8462	21.2603	0.14330	15.9	16.7	17.1	18.5	19.4	21.3	23.5	24.9	27.7	28.9	31.5
18: 1	217	-0.8382	21.2757	0.14340	15.9	16.7	17.2	18.5	19.4	21.3	23.5	24.9	27.7	28.9	31.5
18: 2	218	-0.8301	21.2908	0.14349	15.9	16.7	17.2	18.5	19.4	21.3	23.6	25.0	27.7	28.9	31.5
18: 3	219	-0.8221	21.3055	0.14359	15.9	16.7	17.2	18.5	19.4	21.3	23.6	25.0	27.7	28.9	31.5
18: 4	220	-0.8140	21.3200	0.14368	15.9	16.7	17.2	18.5	19.4	21.3	23.6	25.0	27.7	28.9	31.5
18: 5	221	-0.8060	21.3341	0.14377	15.9	16.7	17.2	18.5	19.4	21.3	23.6	25.0	27.7	28.9	31.5
18: 6	222	-0.7980	21.3480	0.14386	15.9	16.7	17.2	18.5	19.4	21.3	23.6	25.0	27.7	29.0	31.5
18: 7	223	-0.7899	21.3617	0.14396	15.9	16.7	17.2	18.6	19.5	21.4	23.6	25.0	27.8	29.0	31.5
18: 8	224	-0.7819	21.3752	0.14405	15.9	16.7	17.2	18.6	19.5	21.4	23.6	25.1	27.8	29.0	31.5
18: 9	225	-0.7738	21.3884	0.14414	15.9	16.7	17.2	18.6	19.5	21.4	23.7	25.1	27.8	29.0	31.5
18:10	226	-0.7658	21.4014	0.14423	15.9	16.7	17.2	18.6	19.5	21.4	23.7	25.1	27.8	29.0	31.5
18:11	227	-0.7577	21.4143	0.14432	15.9	16.7	17.2	18.6	19.5	21.4	23.7	25.1	27.8	29.0	31.5
19: 0	228	-0.7496	21.4269	0.14441	15.9	16.7	17.2	18.6	19.5	21.4	23.7	25.1	27.8	29.0	31.6

2007 WHO Reference

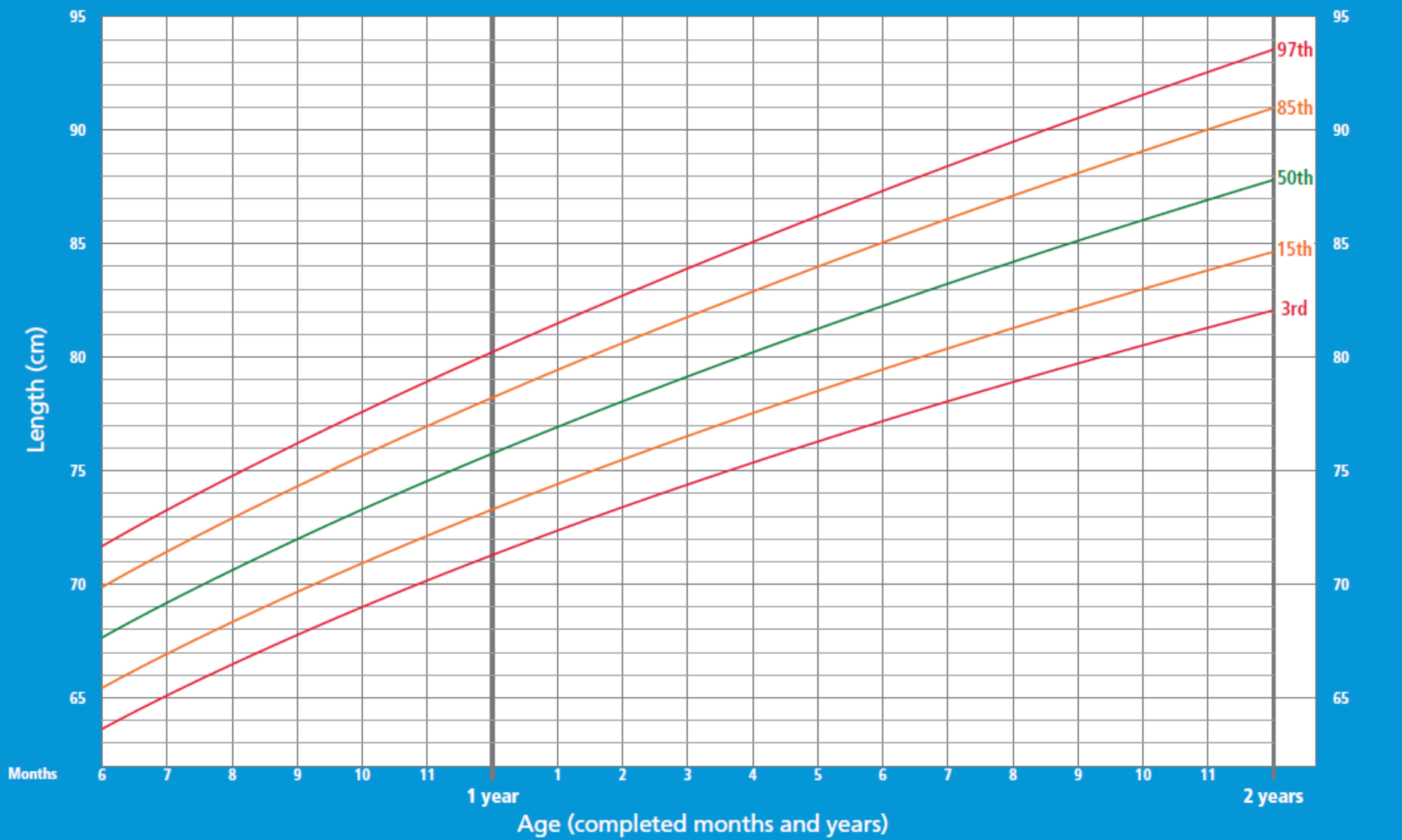
Length-for-age BOYS

Birth to 6 months (percentiles)



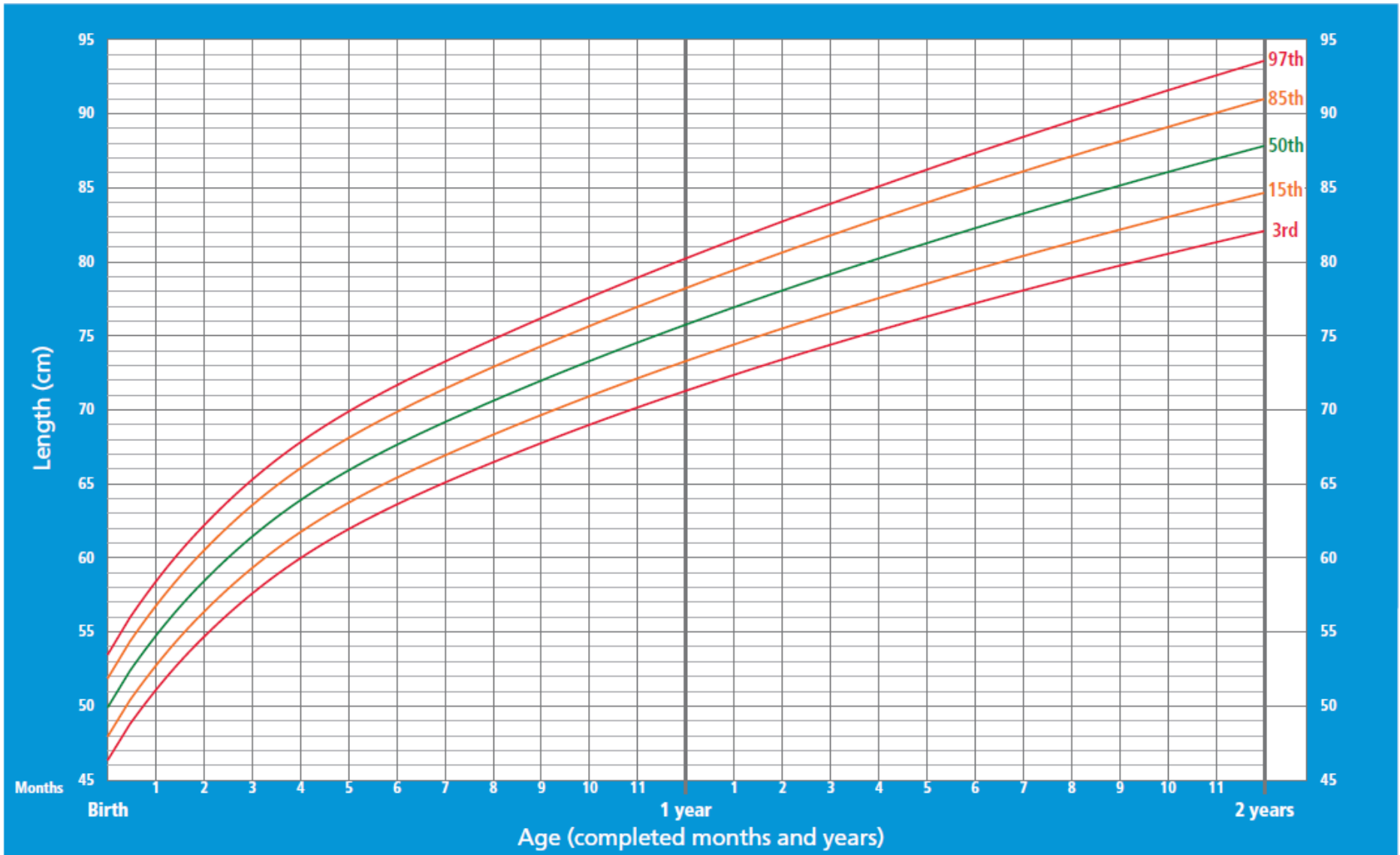
Length-for-age BOYS

6 months to 2 years (percentiles)



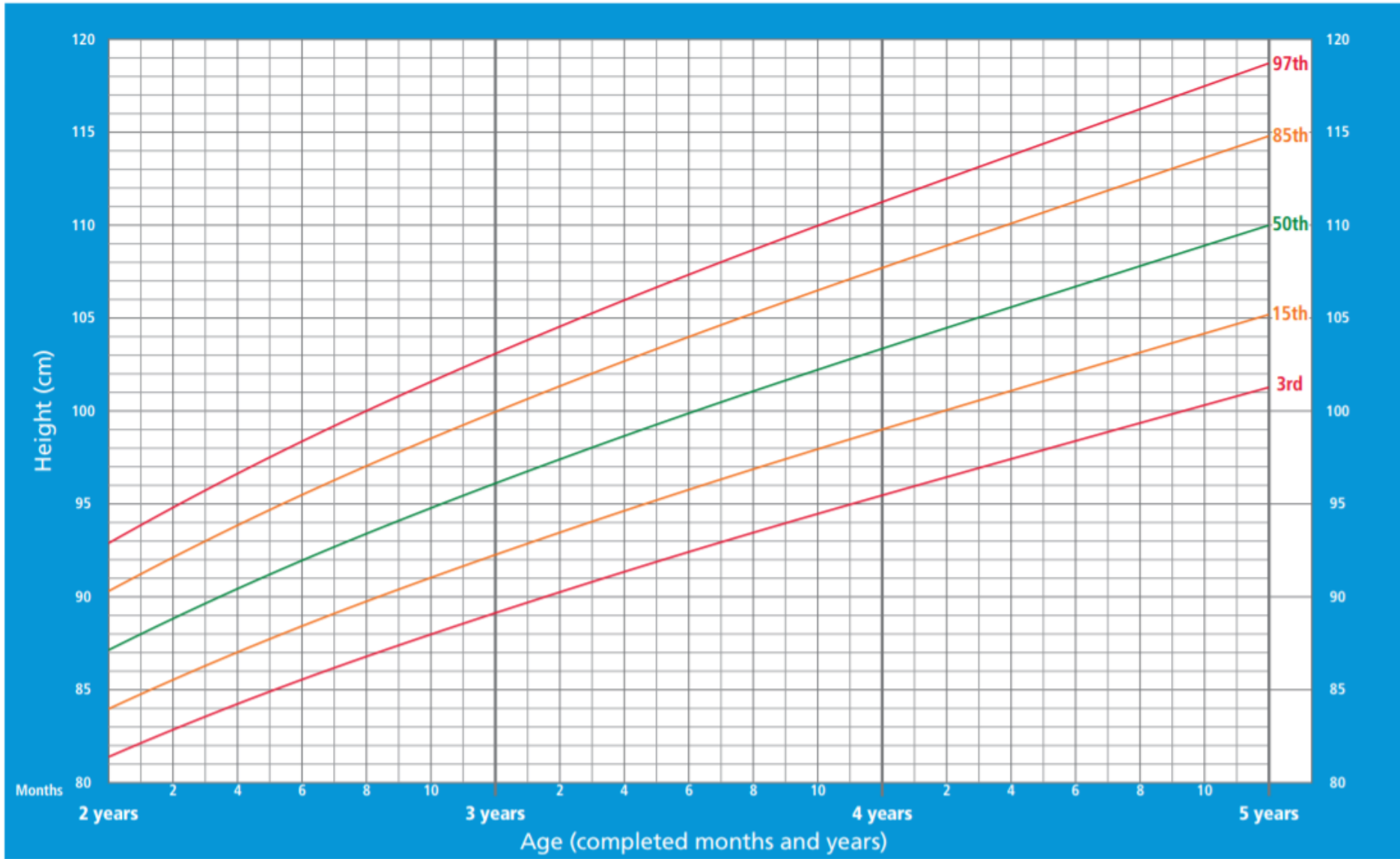
Length-for-age BOYS

Birth to 2 years (percentiles)



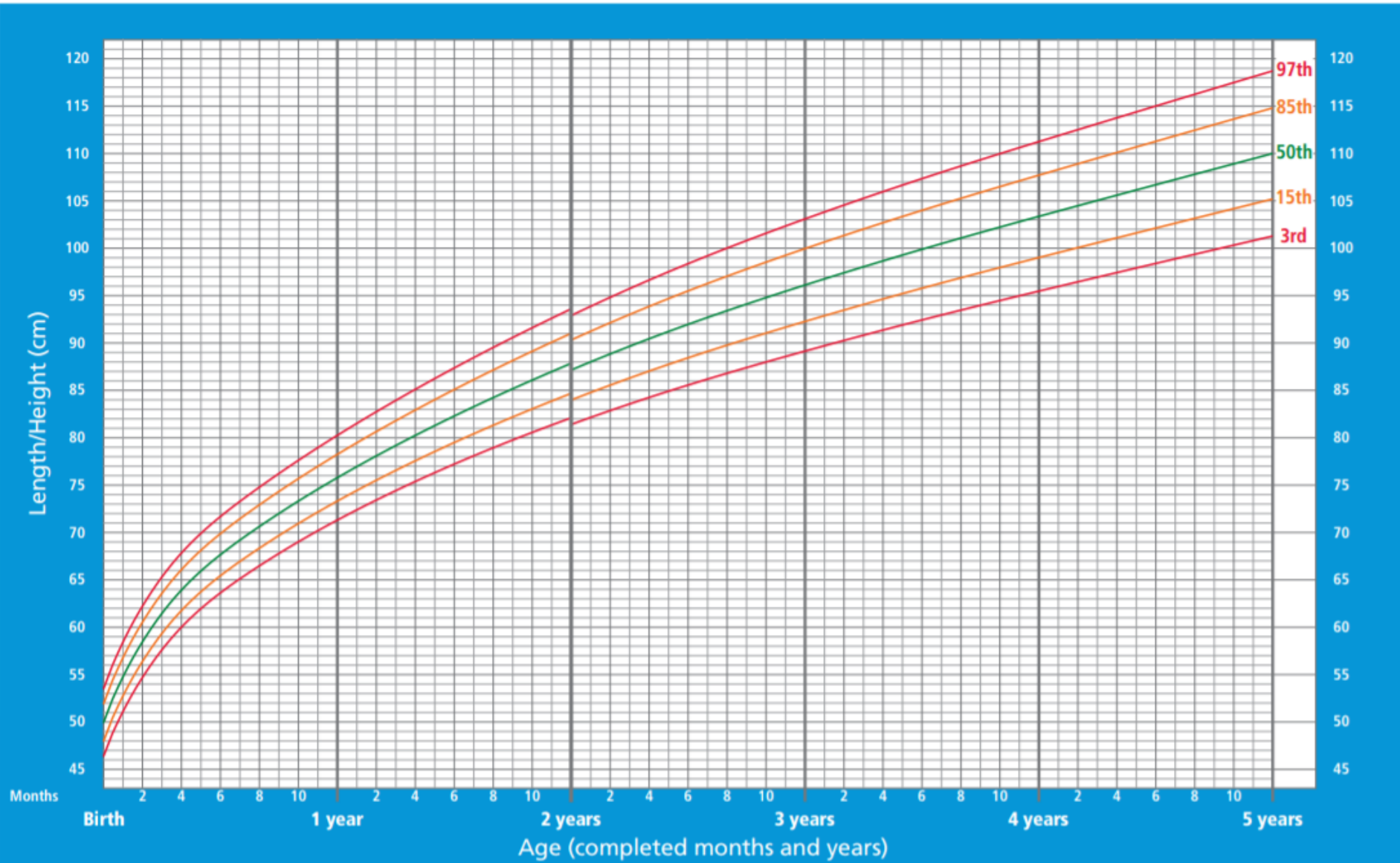
Height-for-age BOYS

2 to 5 years (percentiles)



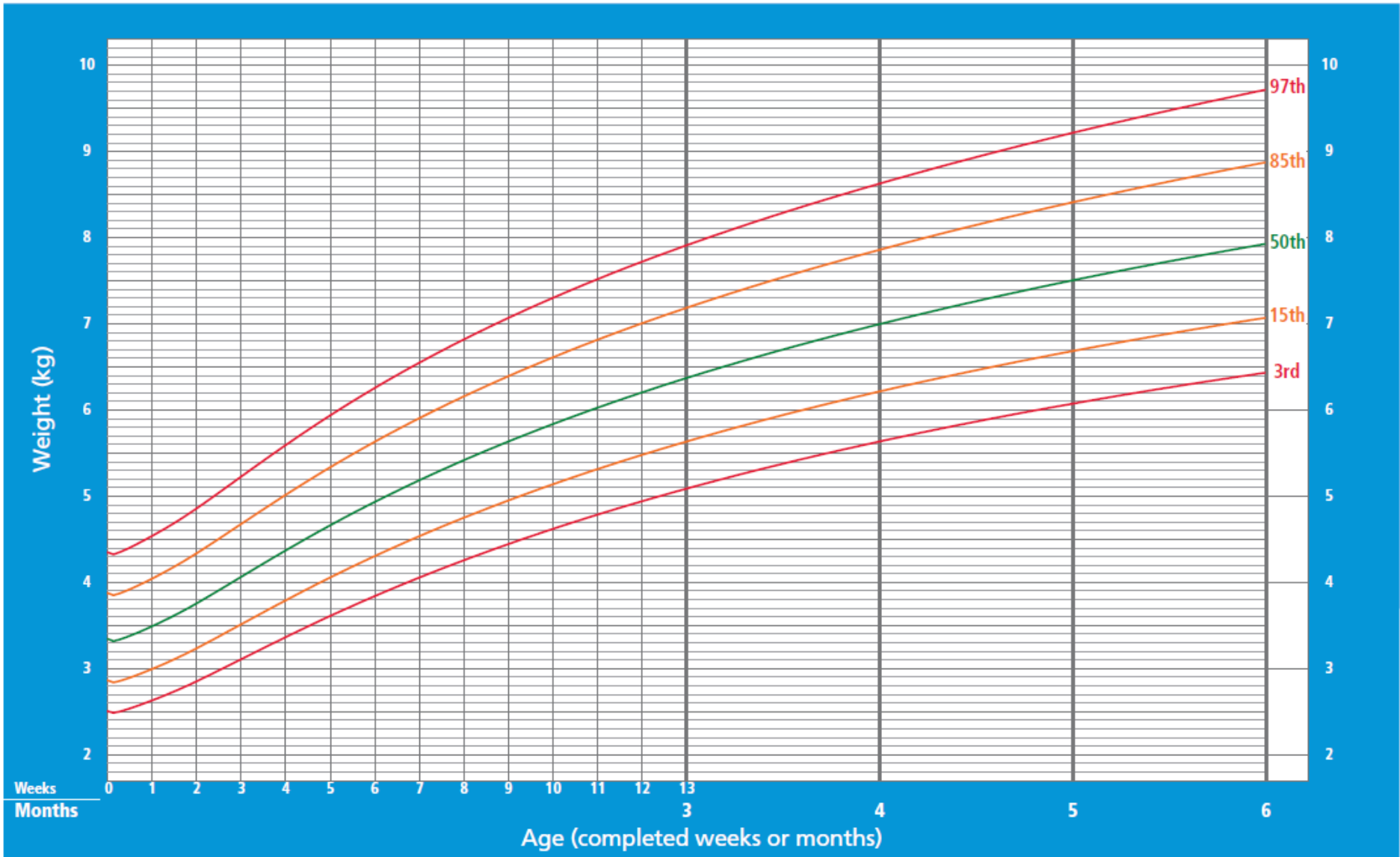
Length/height-for-age BOYS

Birth to 5 years (percentiles)



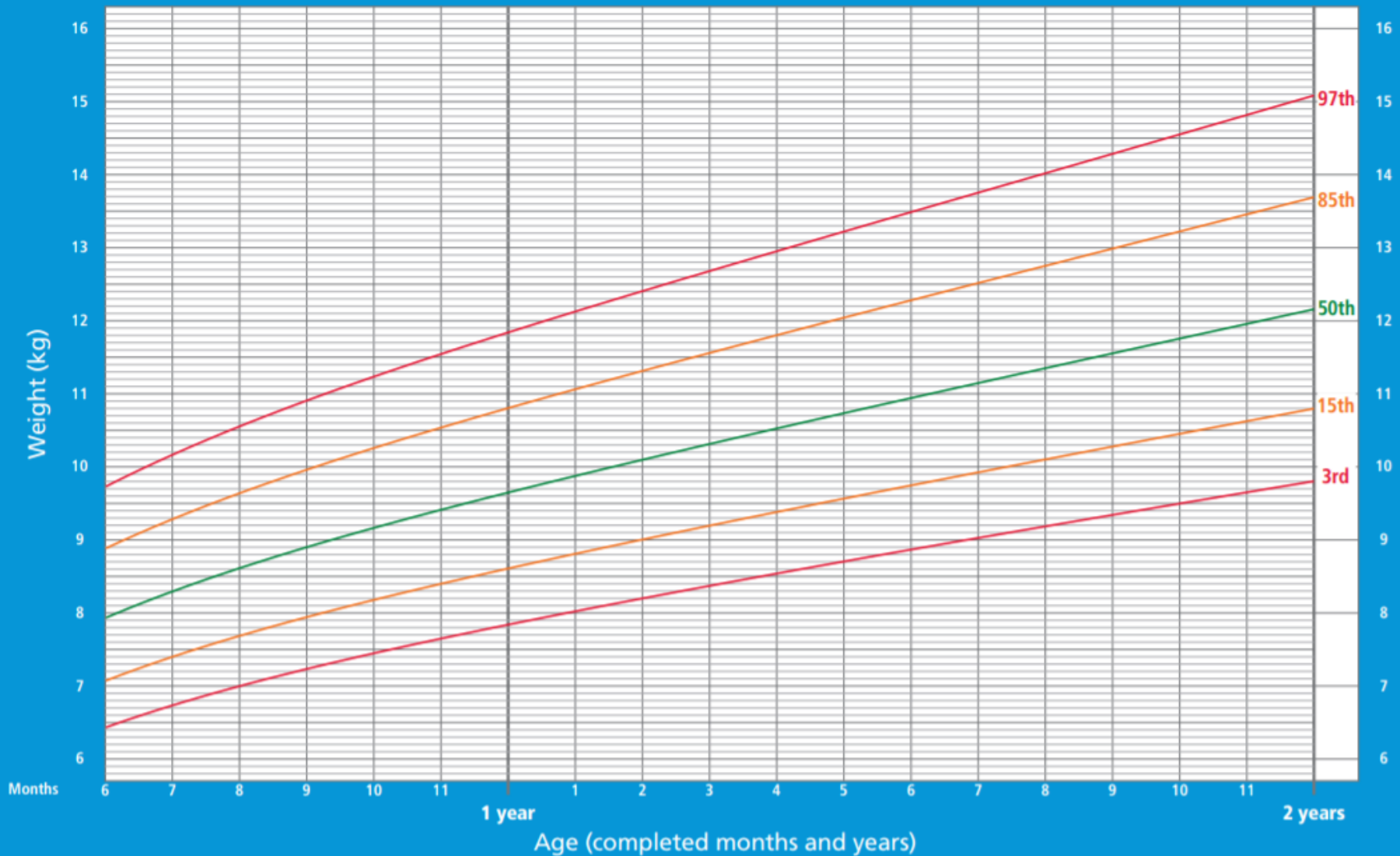
Weight-for-age BOYS

Birth to 6 months (percentiles)



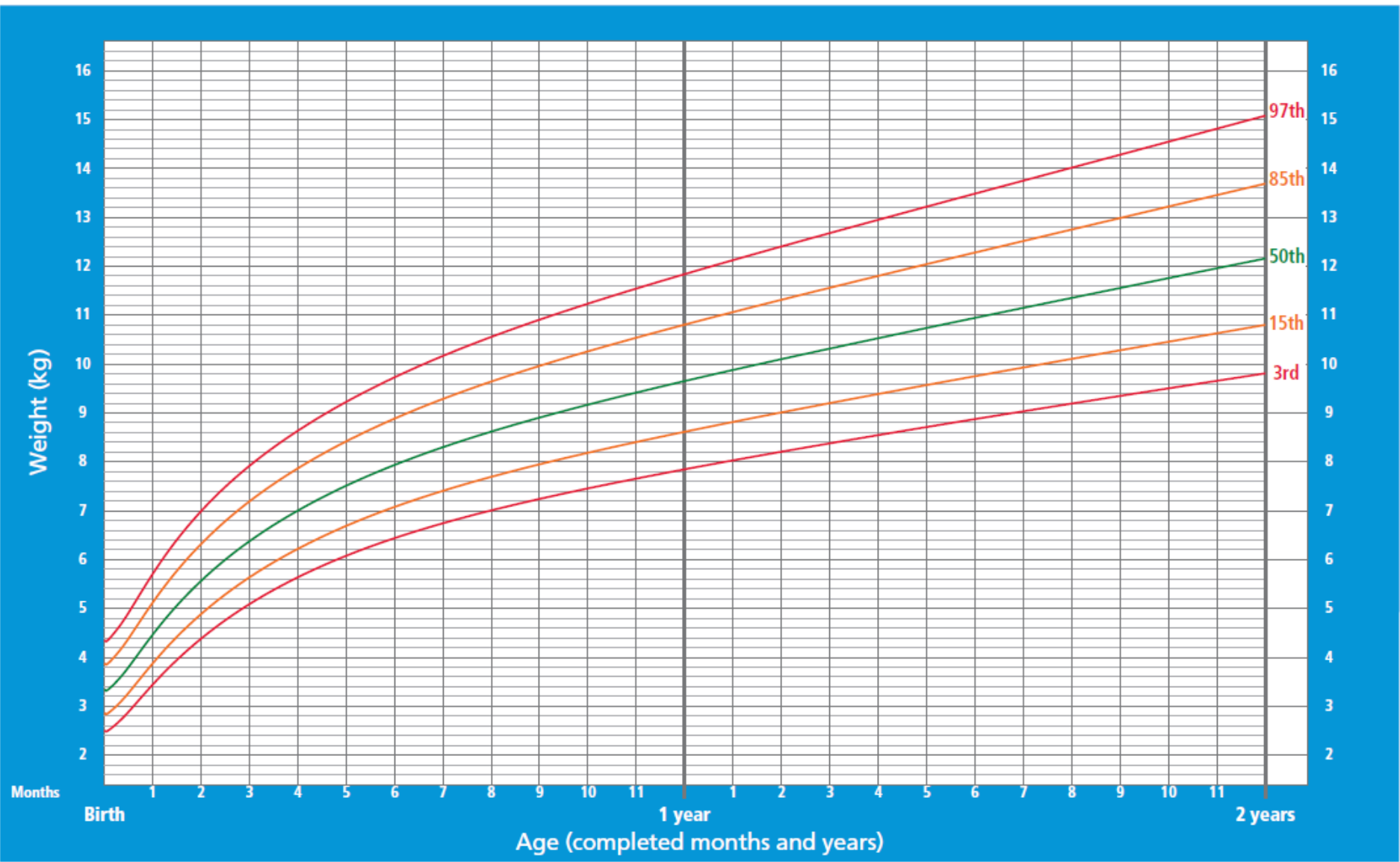
Weight-for-age BOYS

6 months to 2 years (percentiles)



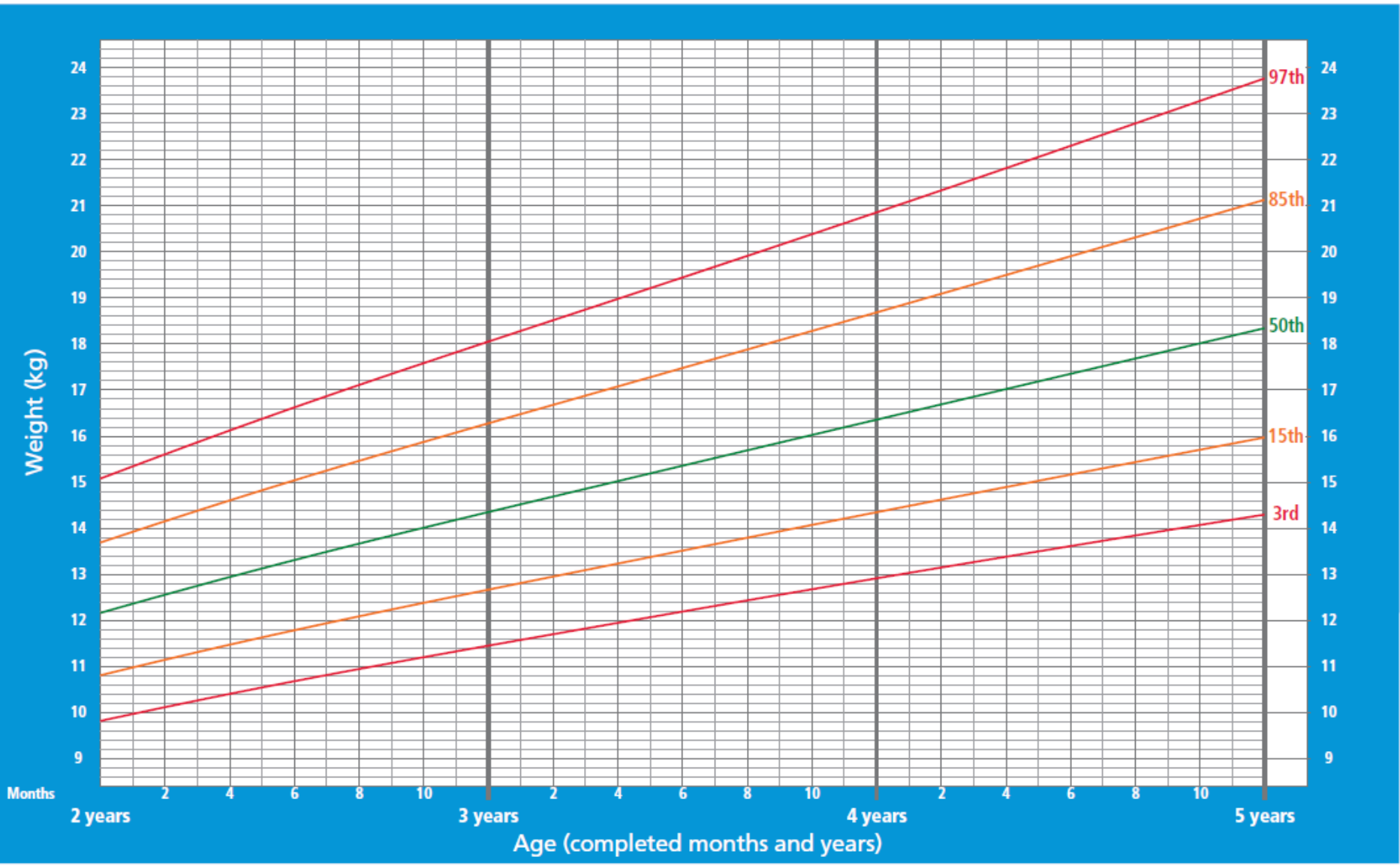
Weight-for-age BOYS

Birth to 2 years (percentiles)



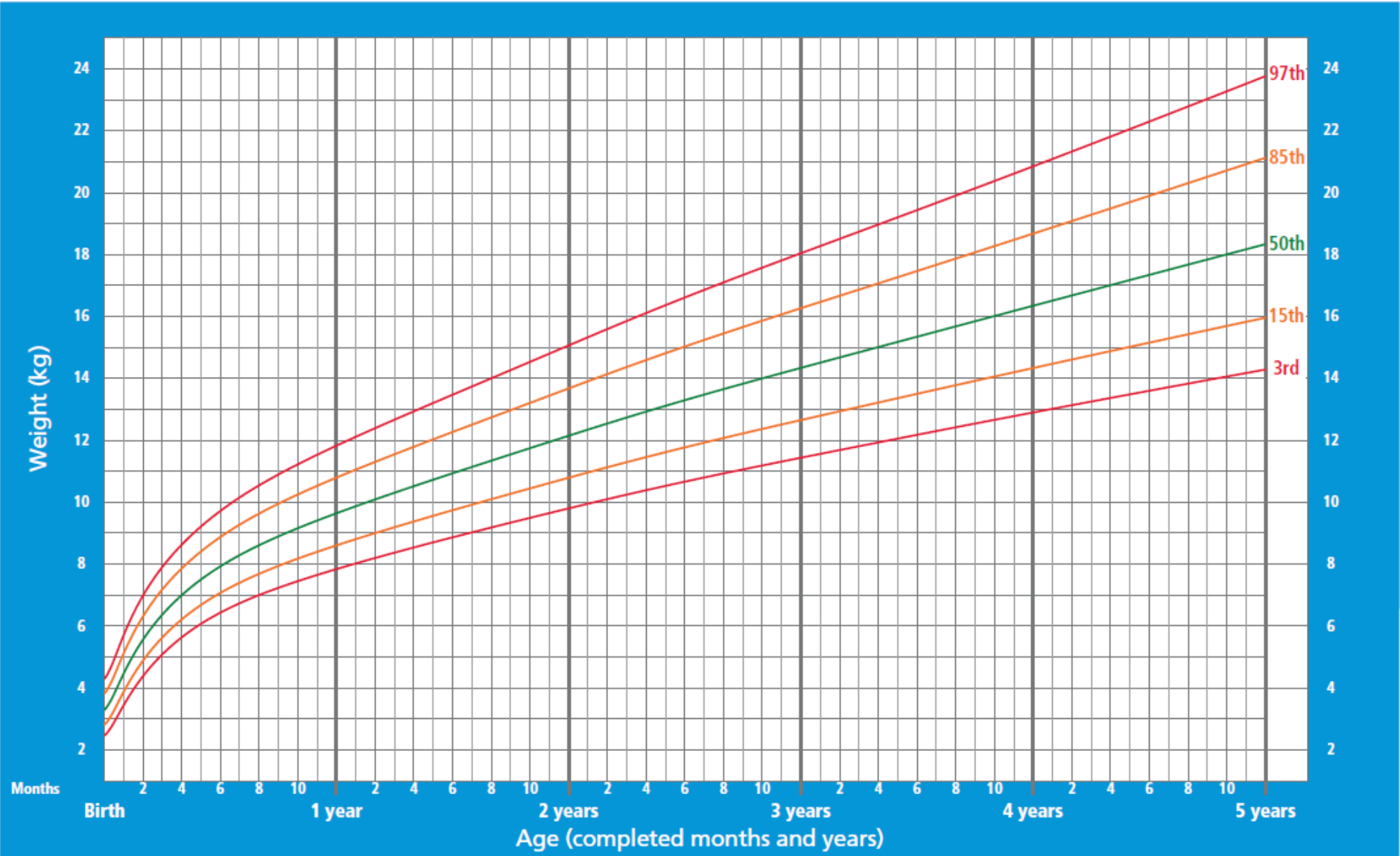
Weight-for-age BOYS

2 to 5 years (percentiles)



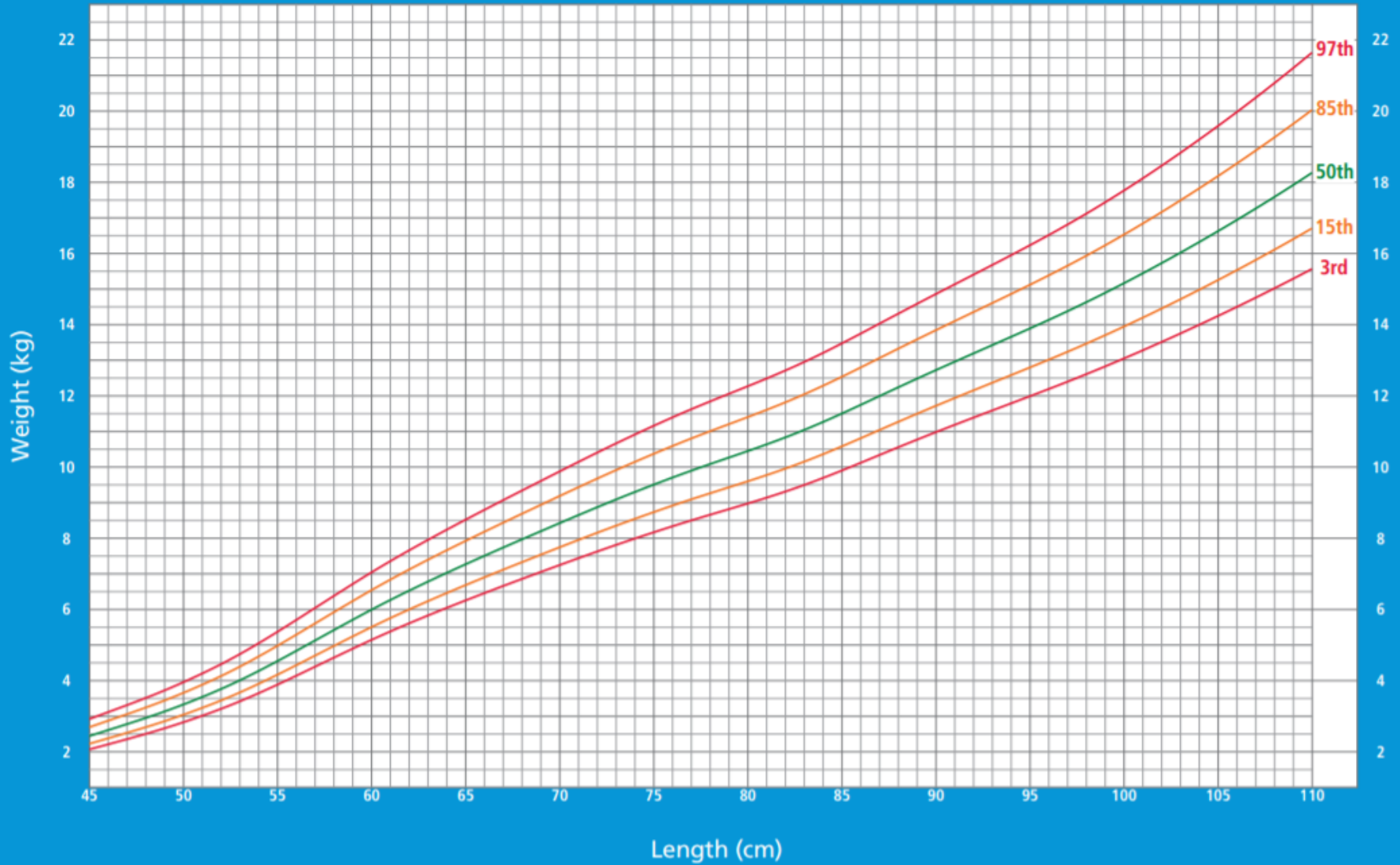
Weight-for-age BOYS

Birth to 5 years (percentiles)



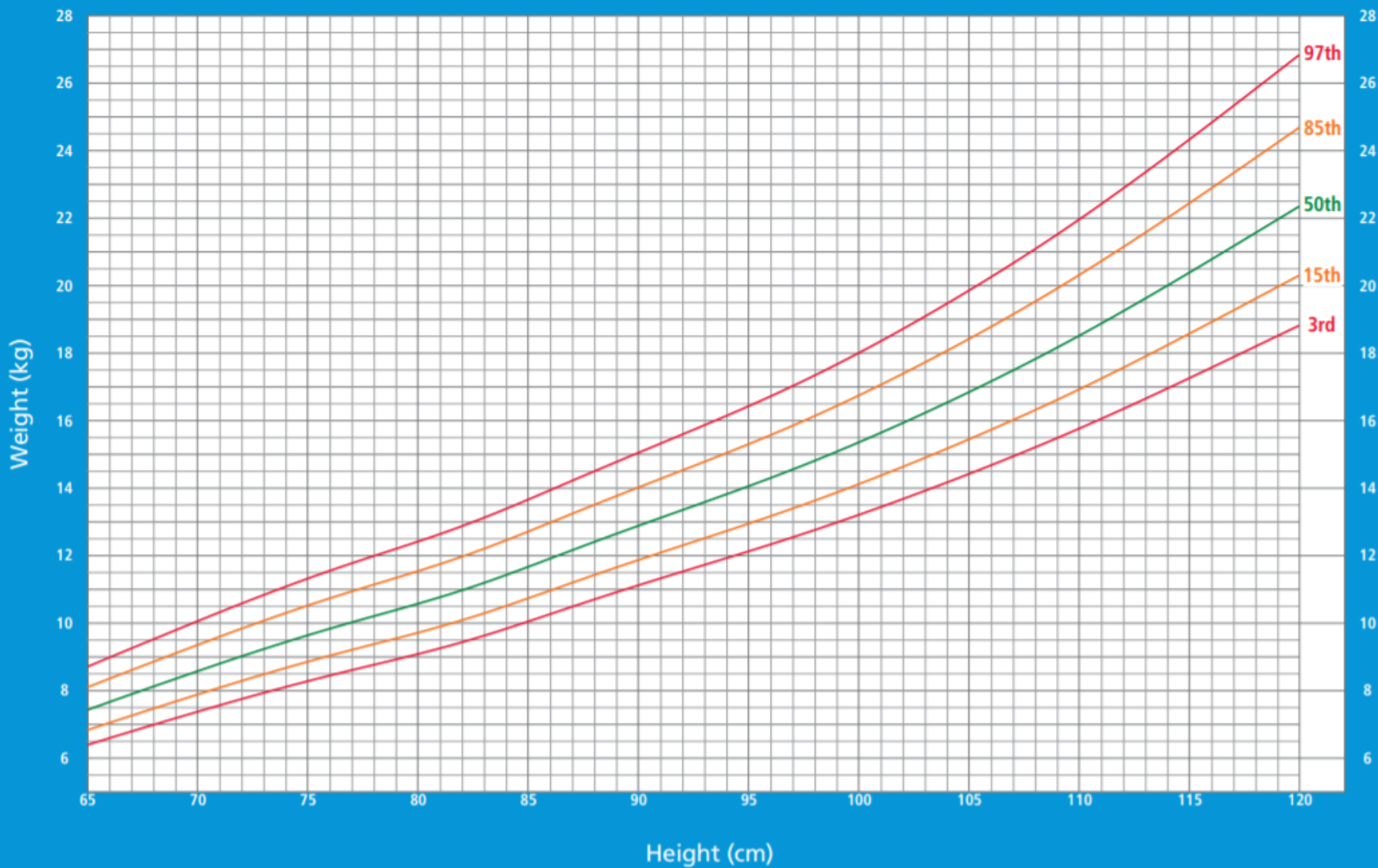
Weight-for-length BOYS

Birth to 2 years (percentiles)



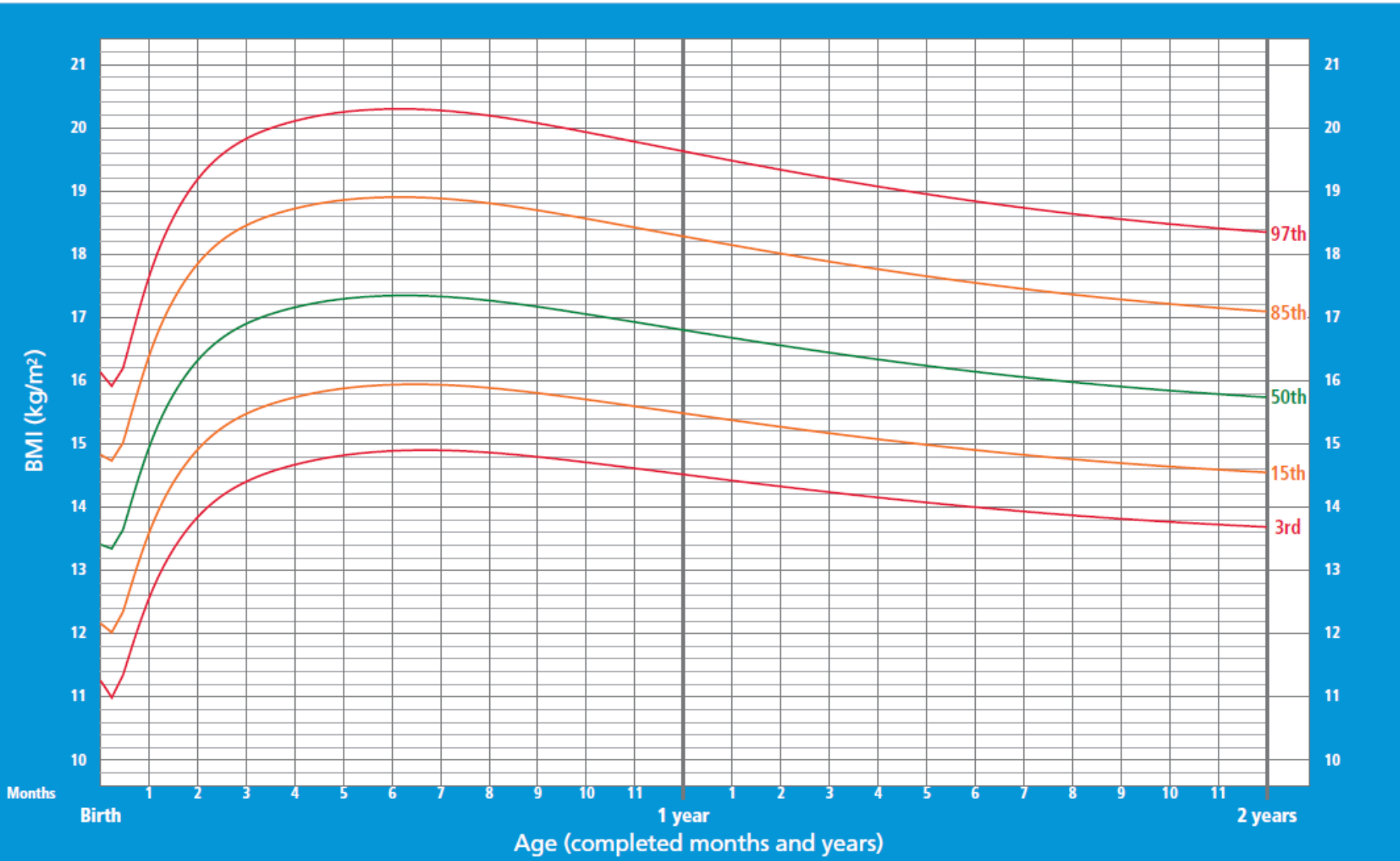
Weight-for-height BOYS

2 to 5 years (percentiles)



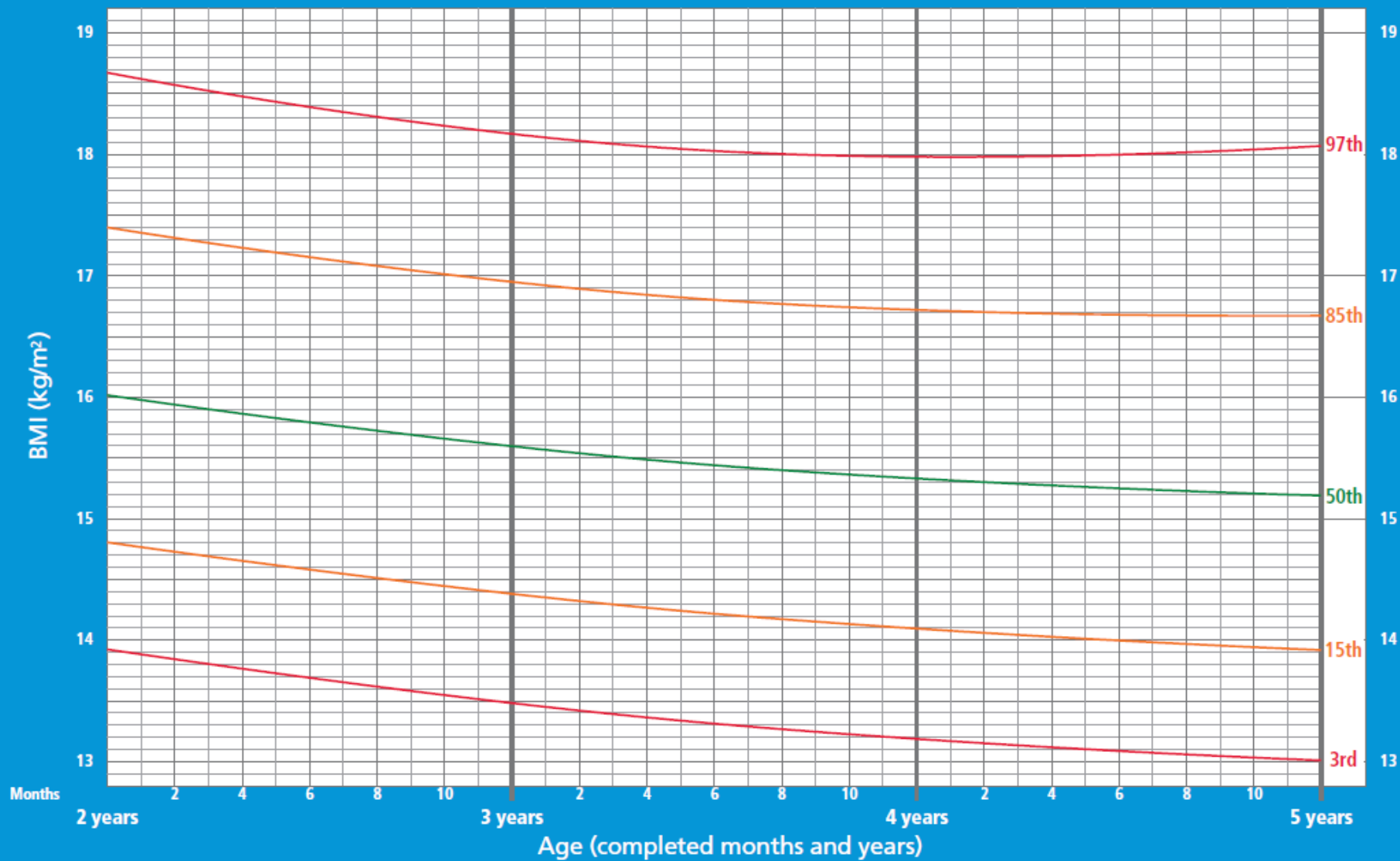
BMI-for-age BOYS

Birth to 2 years (percentiles)



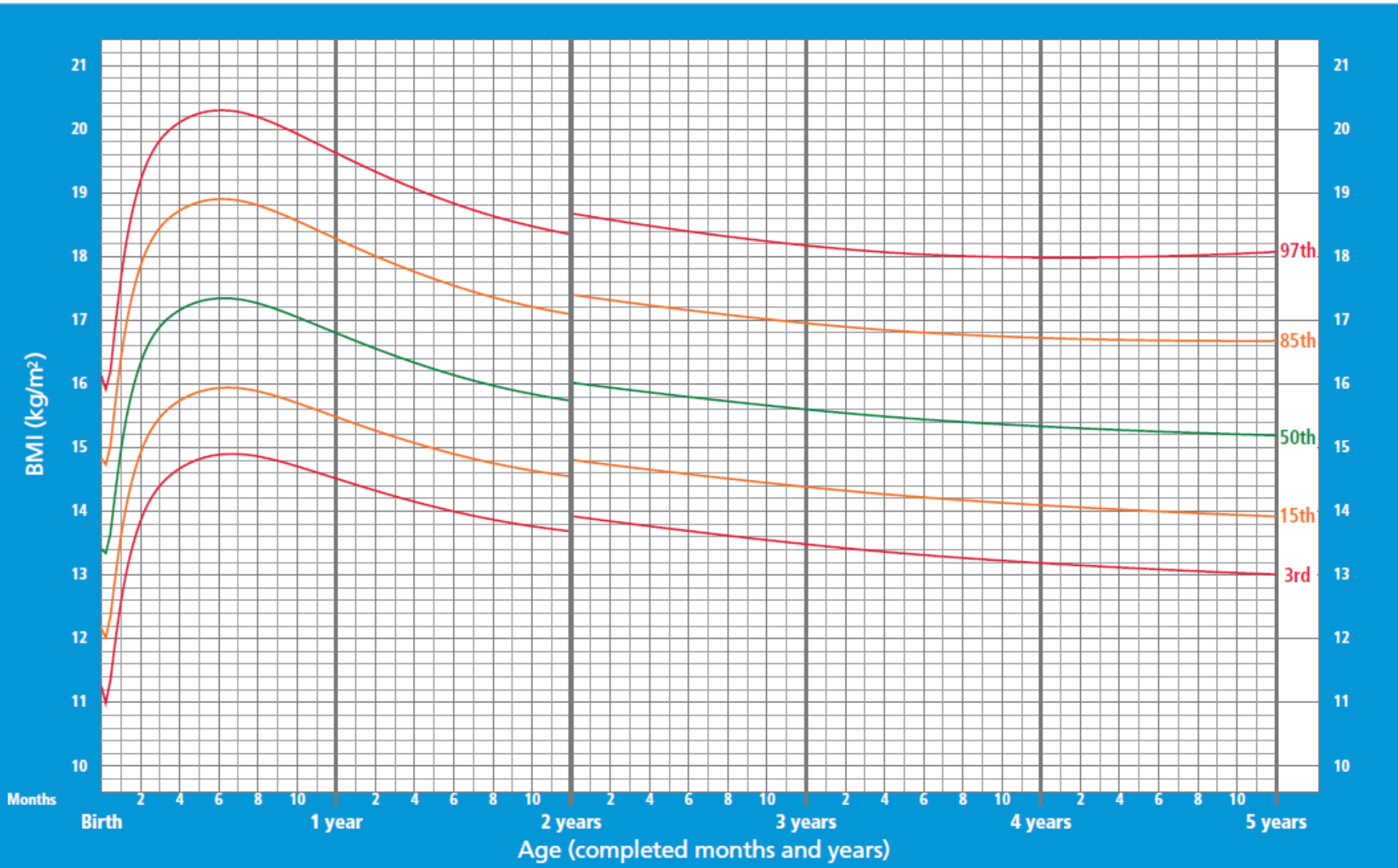
BMI-for-age BOYS

2 to 5 years (percentiles)



BMI-for-age BOYS

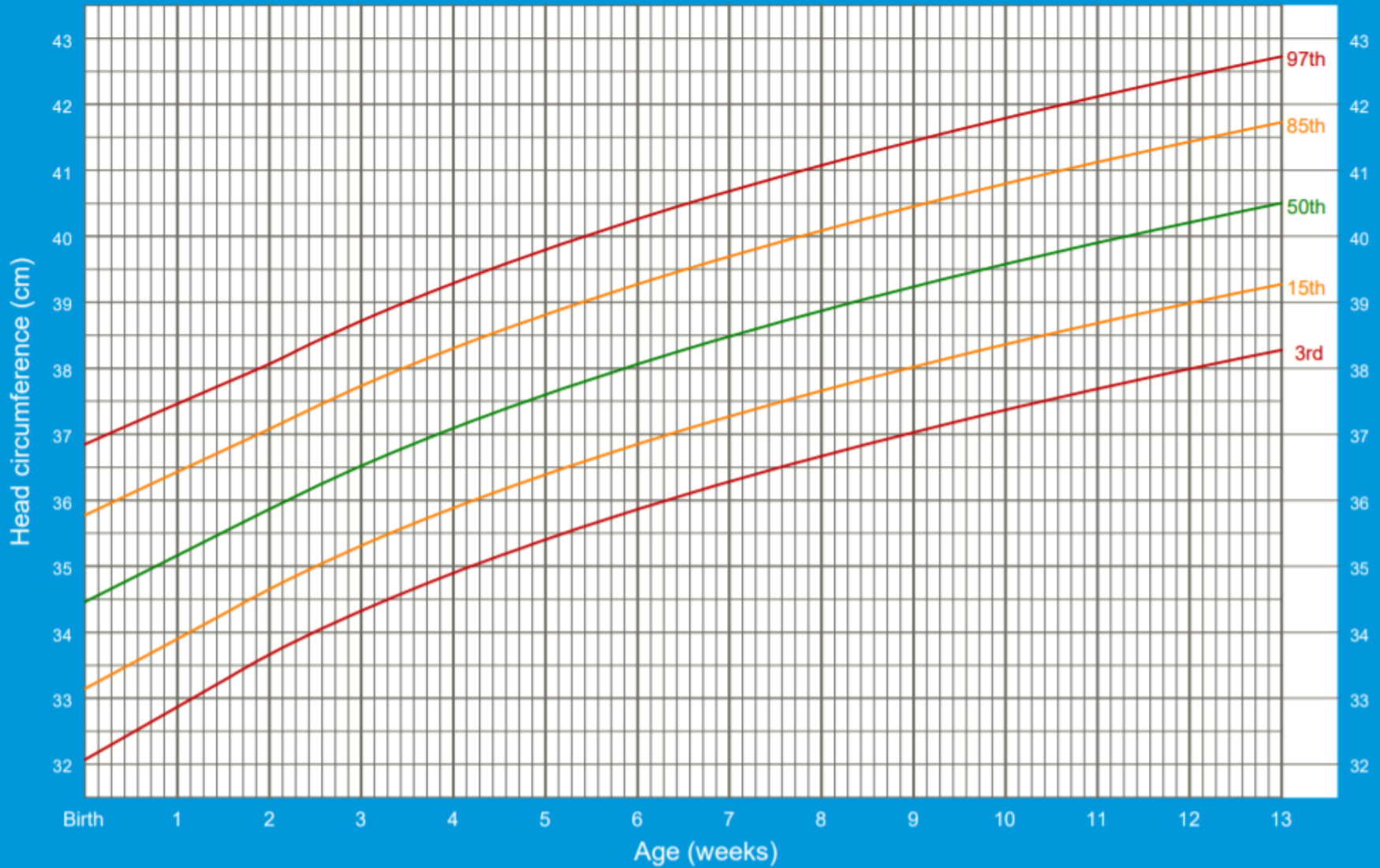
Birth to 5 years (percentiles)



Head circumference-for-age BOYS

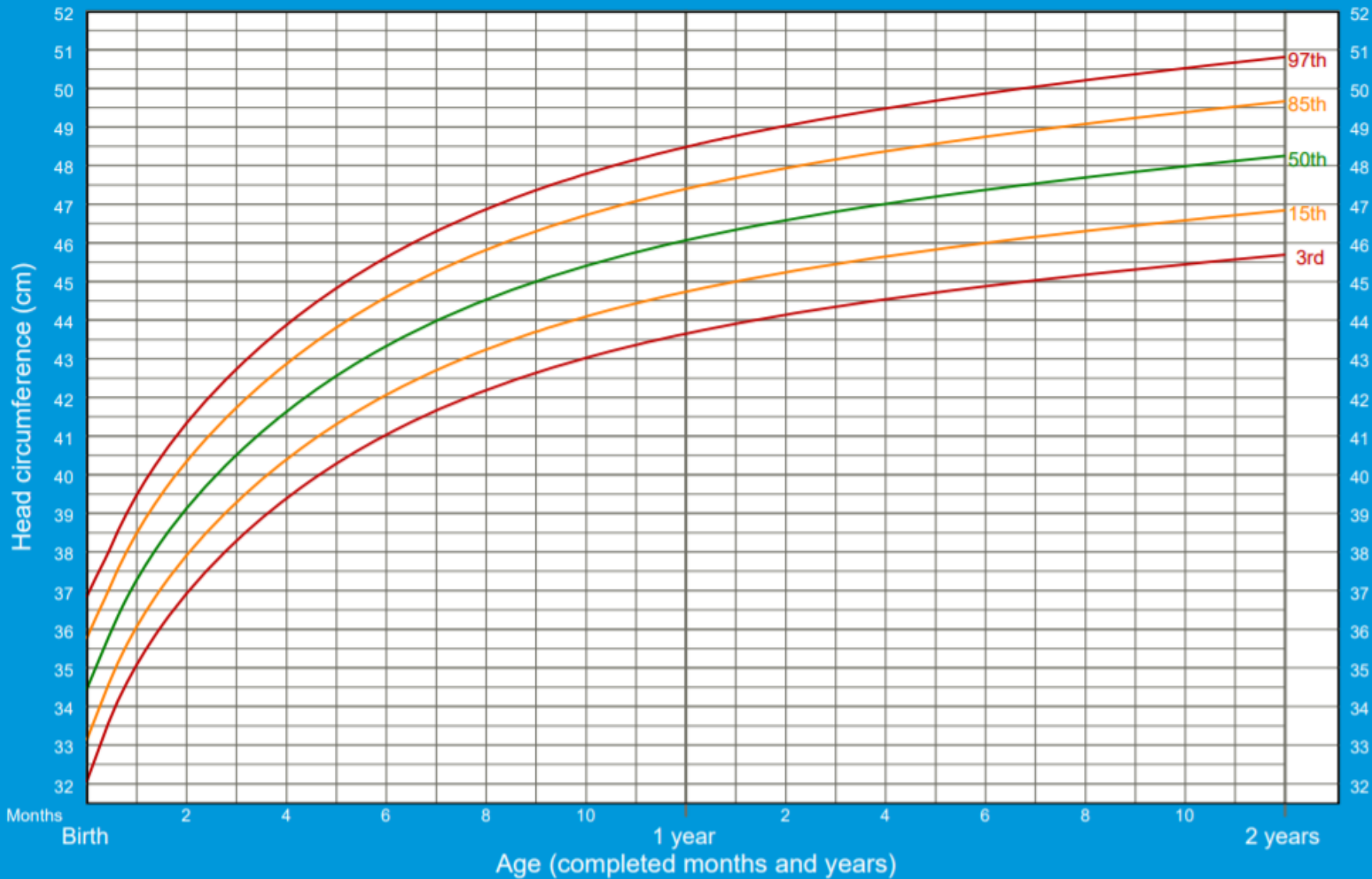


Birth to 13 weeks (percentiles)



Head circumference-for-age BOYS

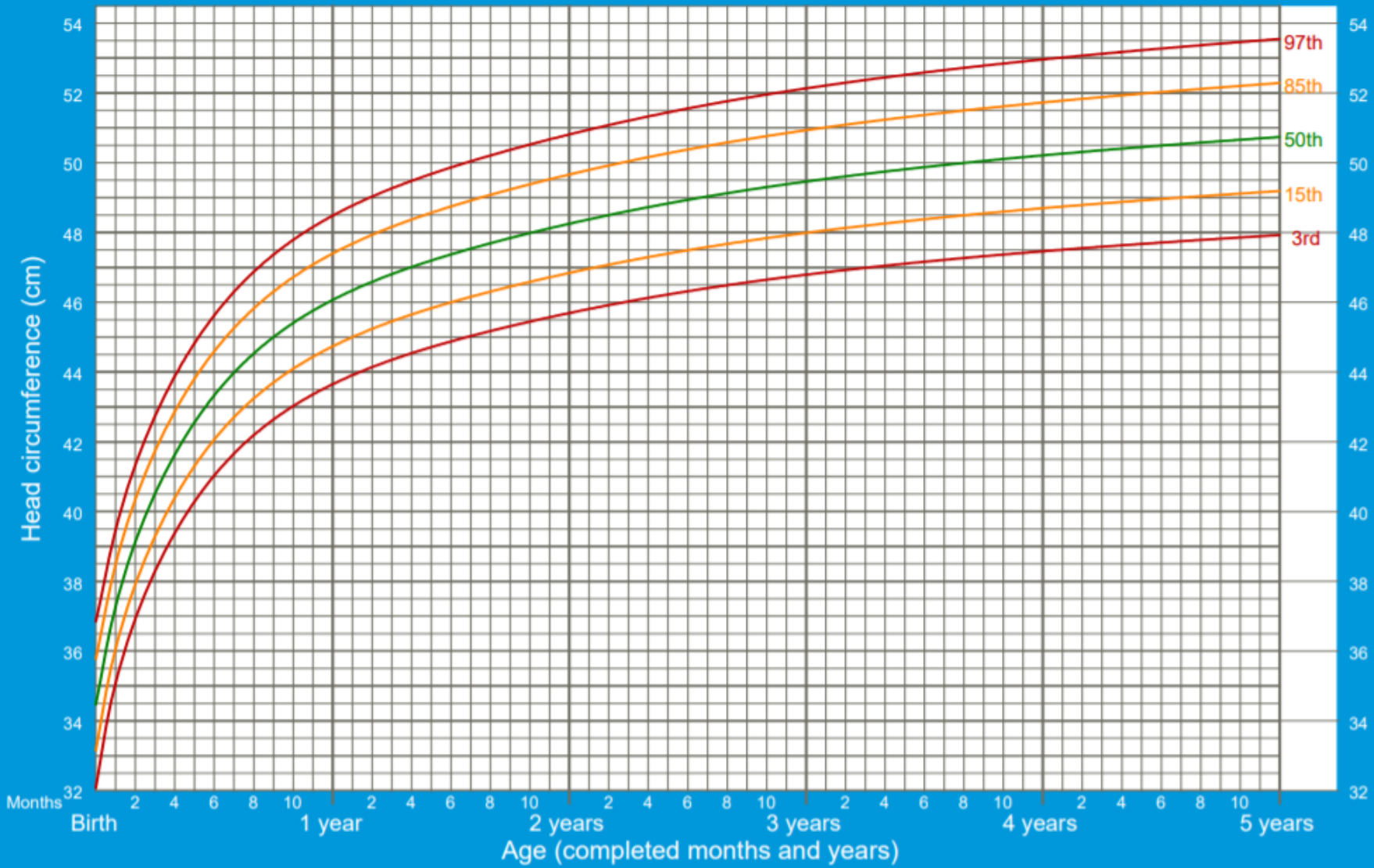
Birth to 2 years (percentiles)



Head circumference-for-age BOYS

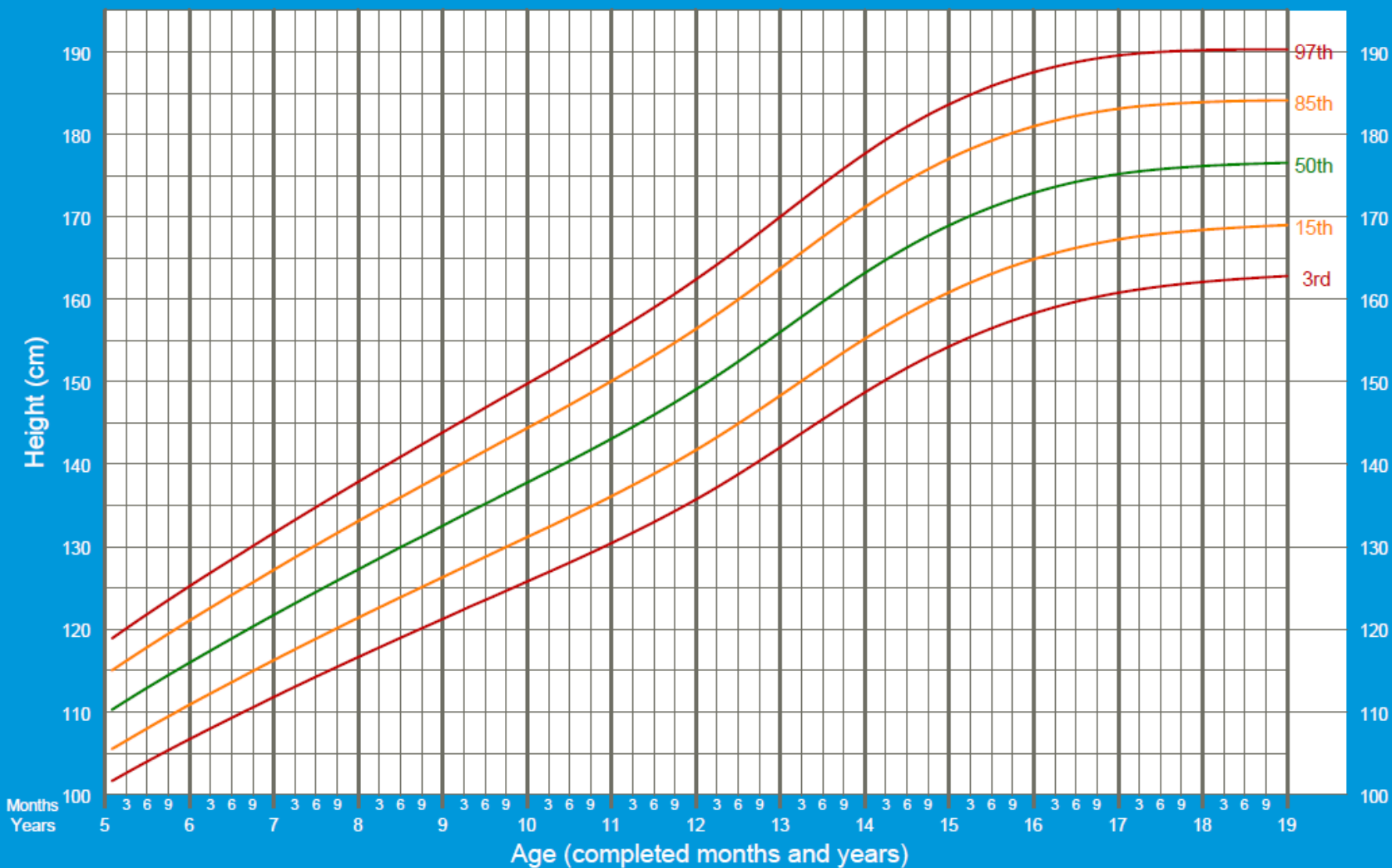


Birth to 5 years (percentiles)



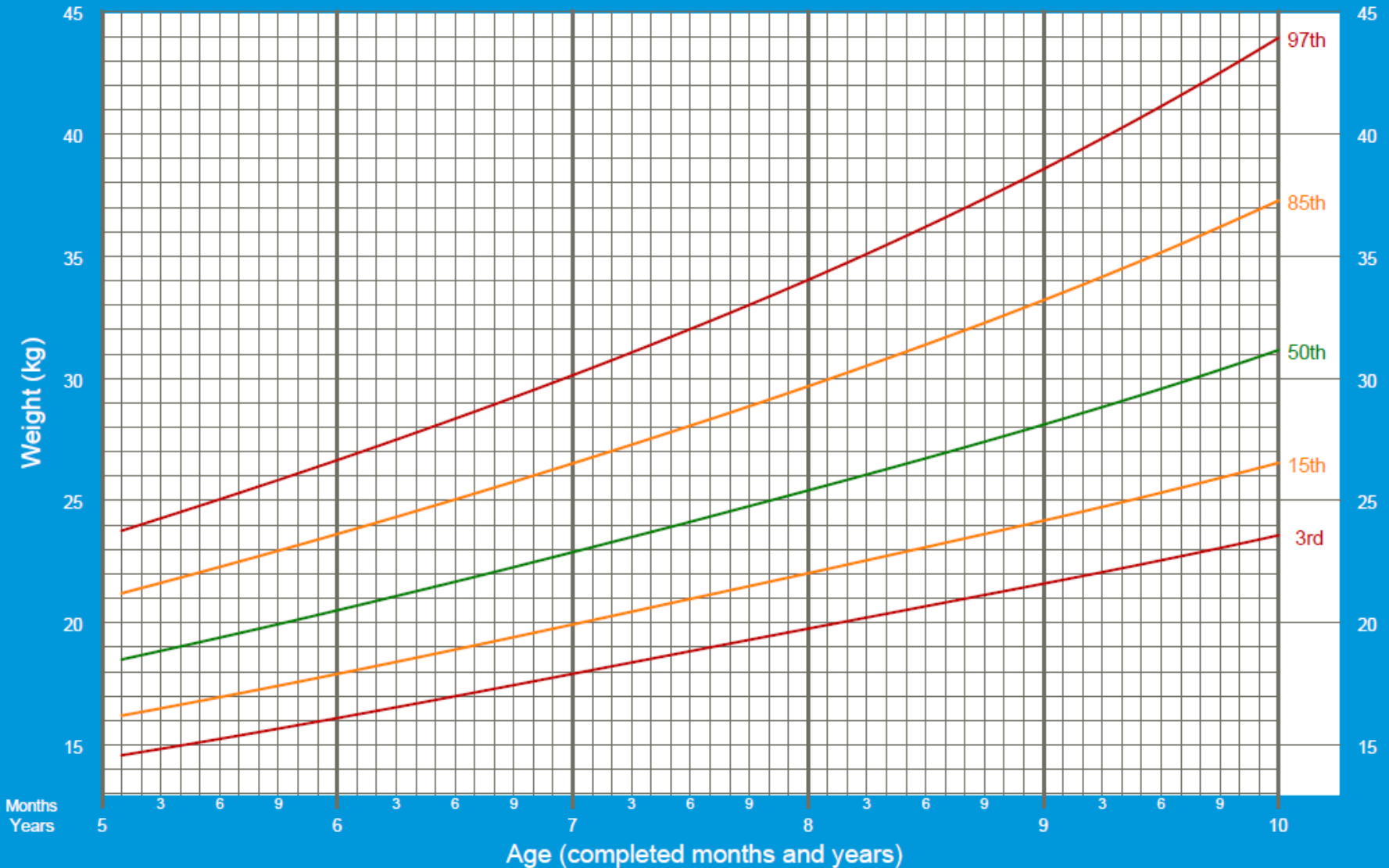
Height-for-age BOYS

5 to 19 years (percentiles)



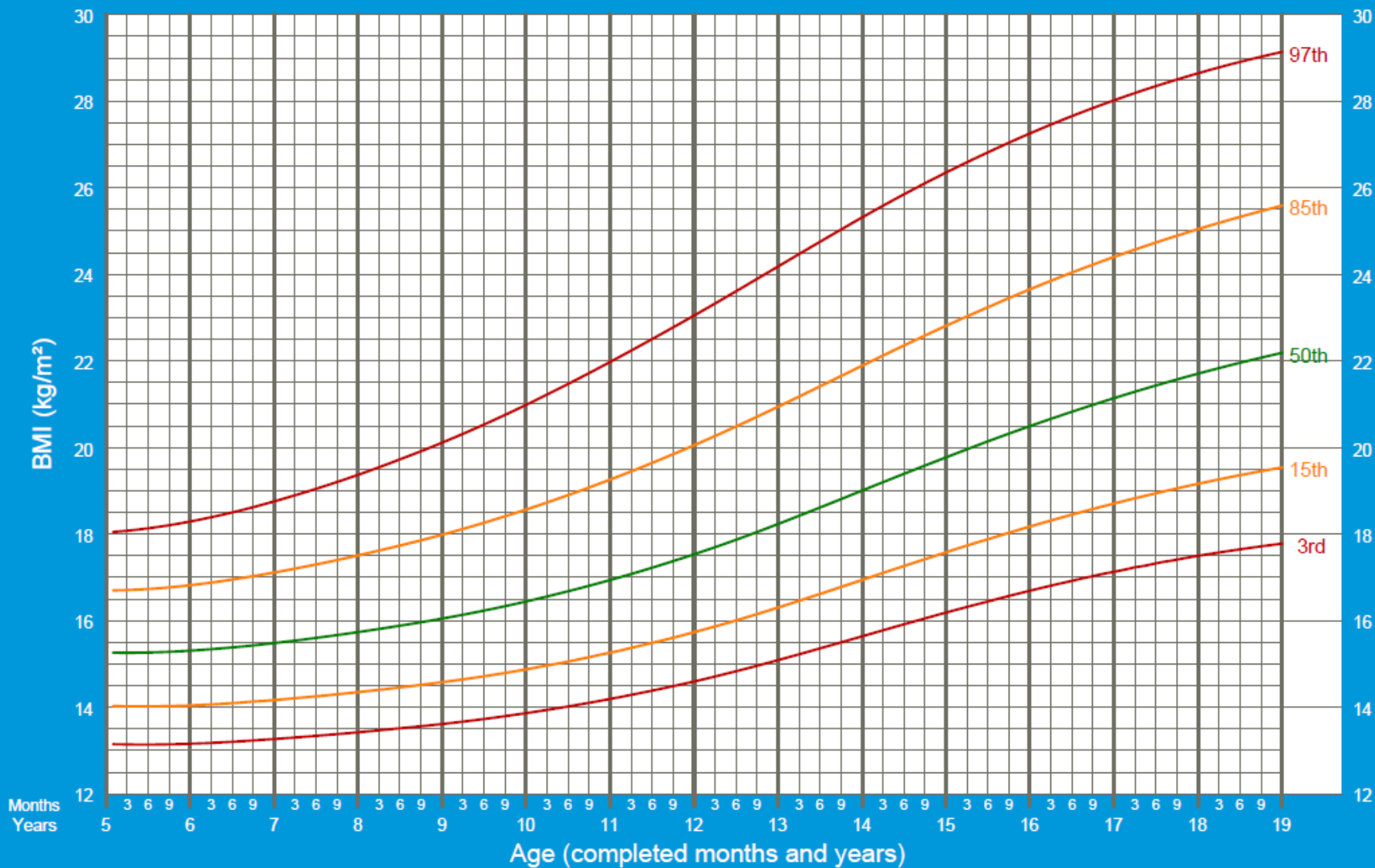
Weight-for-age BOYS

5 to 10 years (percentiles)



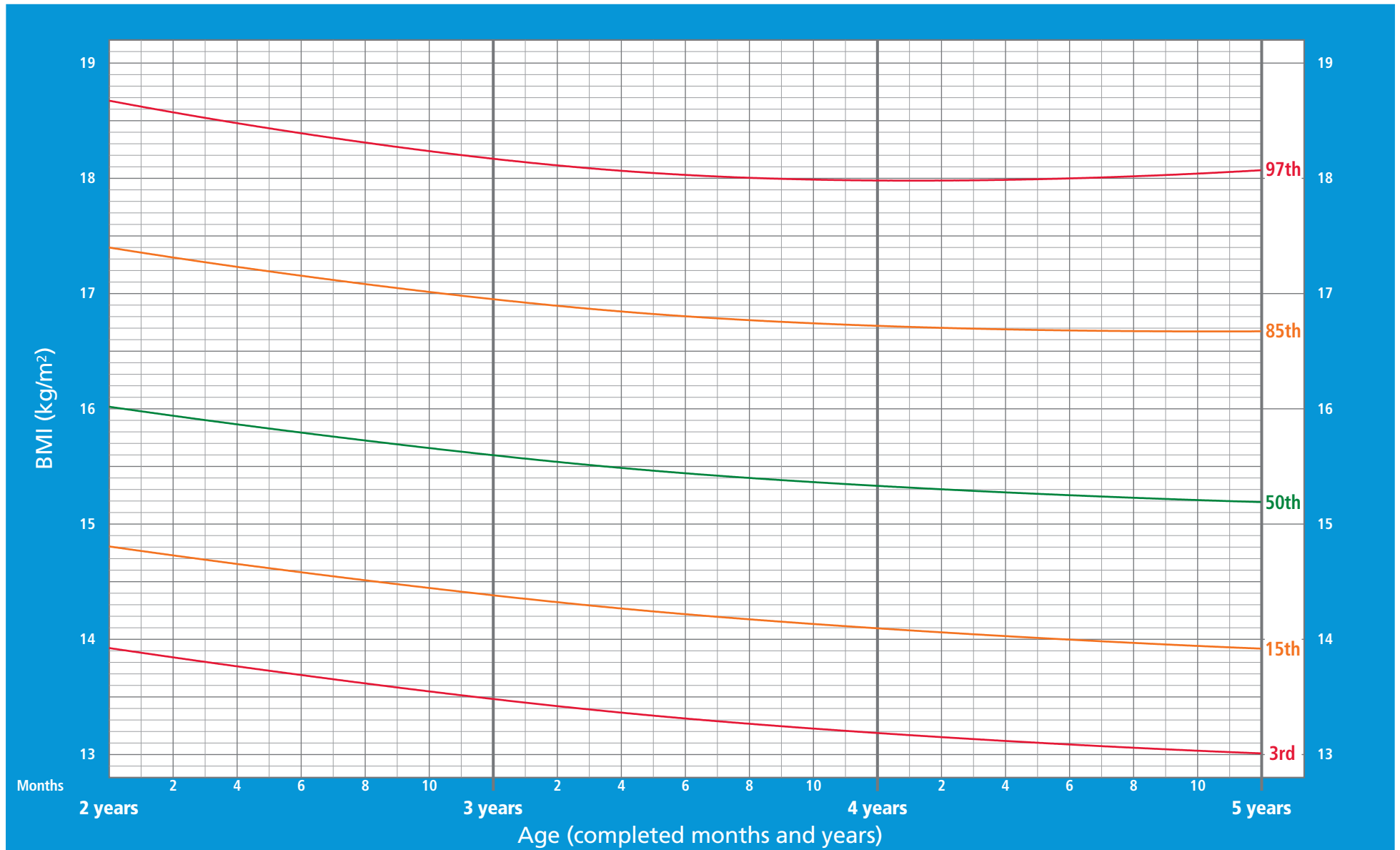
BMI-for-age BOYS

5 to 19 years (percentiles)



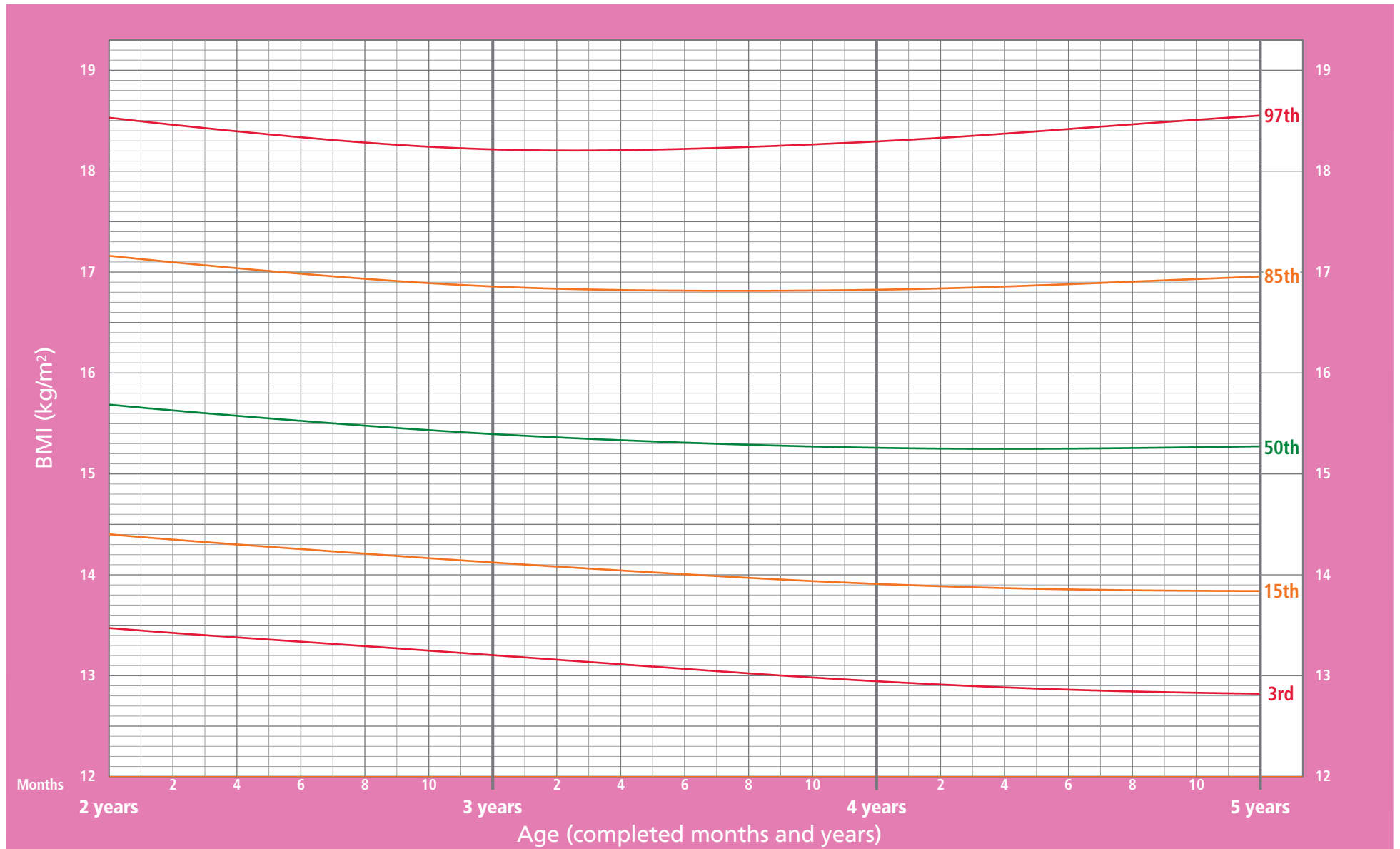
BMI-for-age BOYS

2 to 5 years (percentiles)



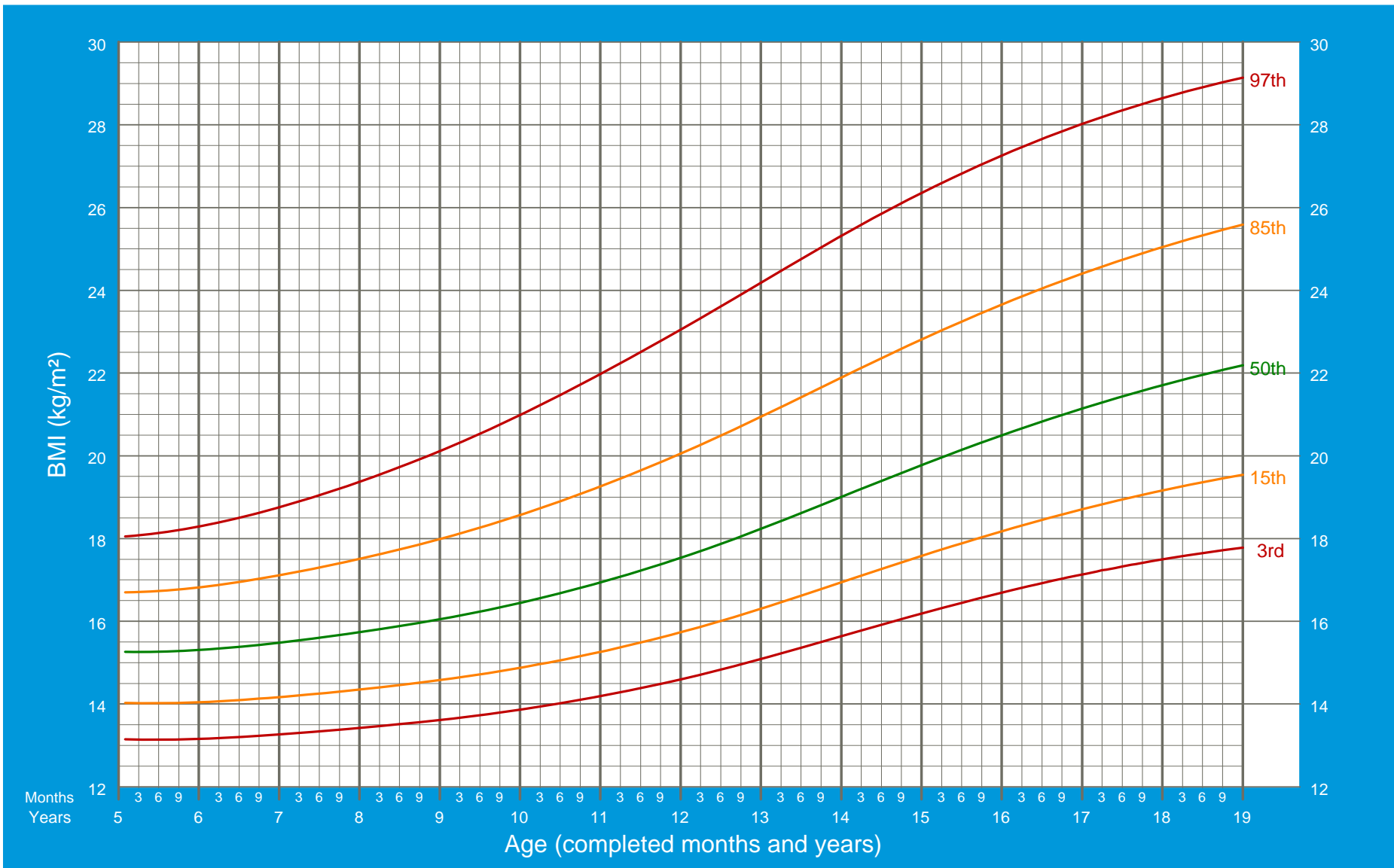
BMI-for-age GIRLS

2 to 5 years (percentiles)



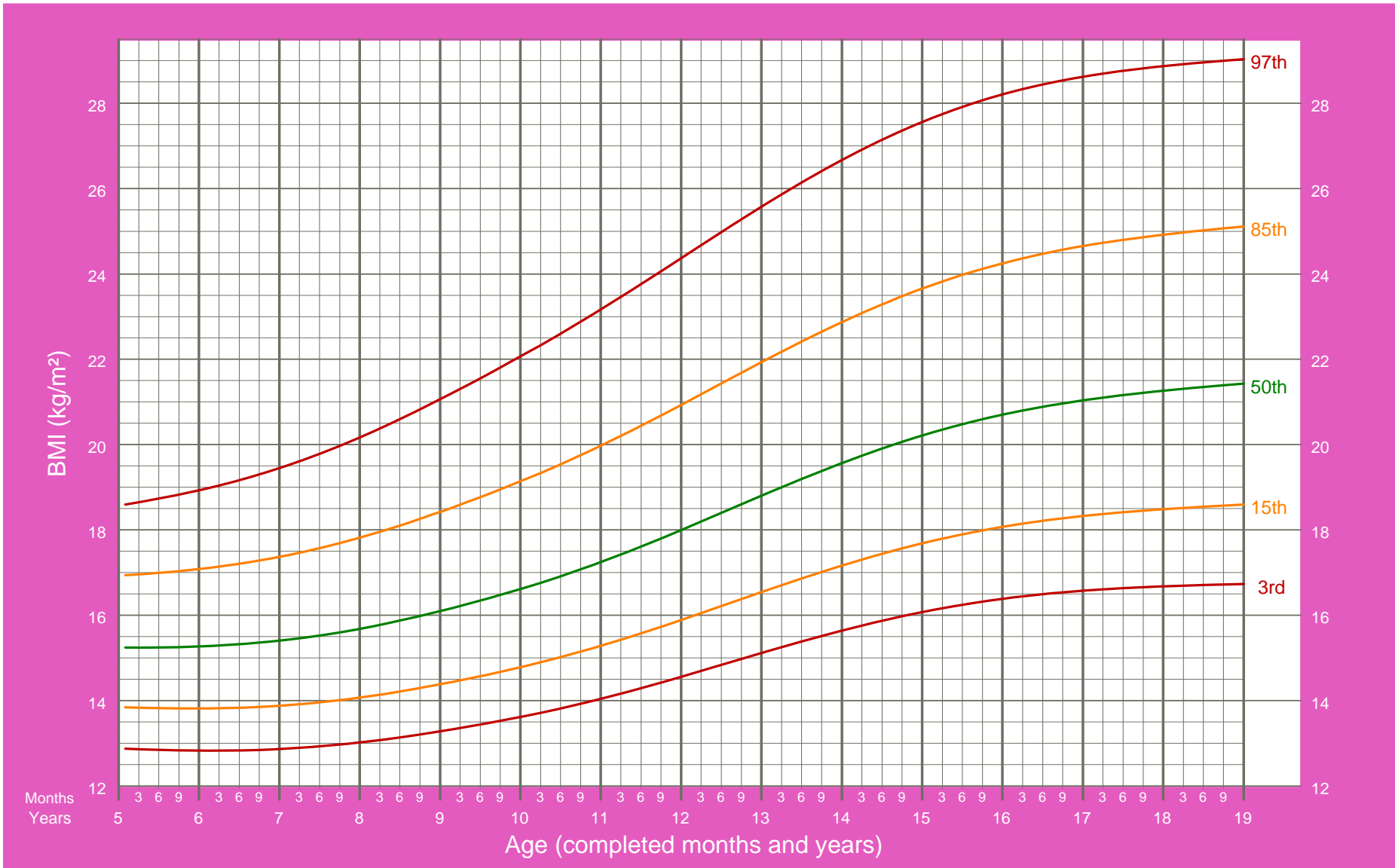
BMI-for-age BOYS

5 to 19 years (percentiles)



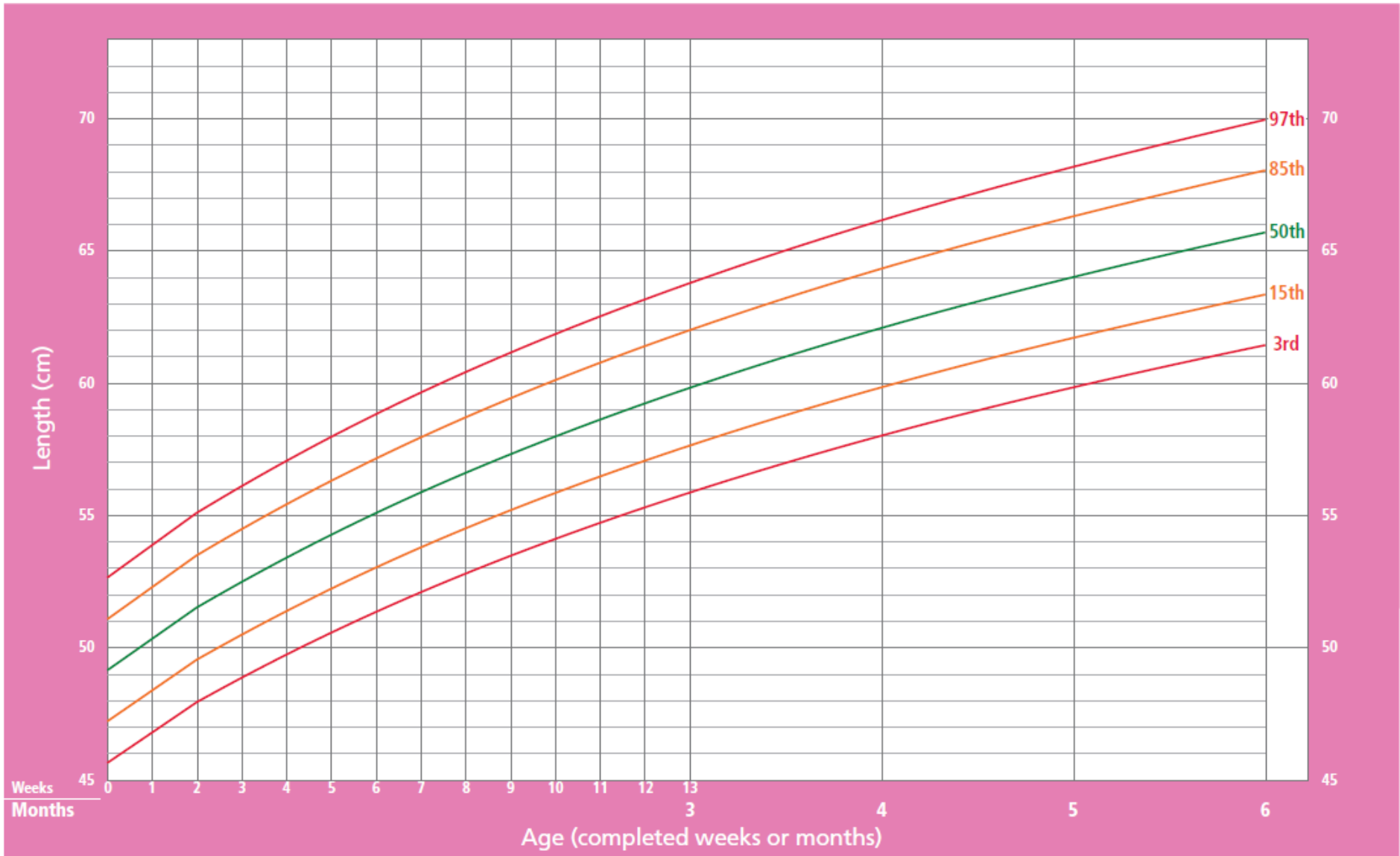
BMI-for-age GIRLS

5 to 19 years (percentiles)



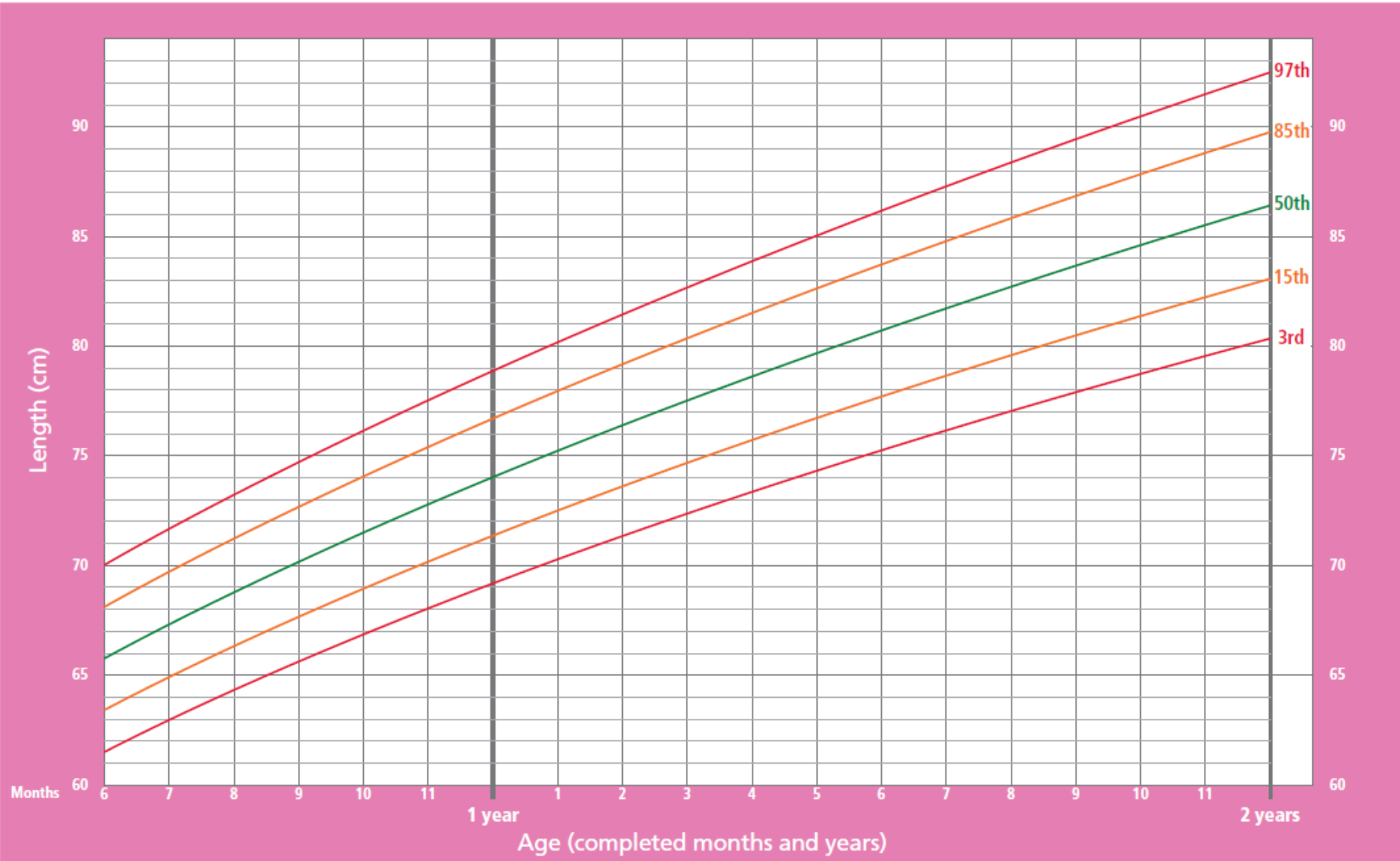
Length-for-age GIRLS

Birth to 6 months (percentiles)



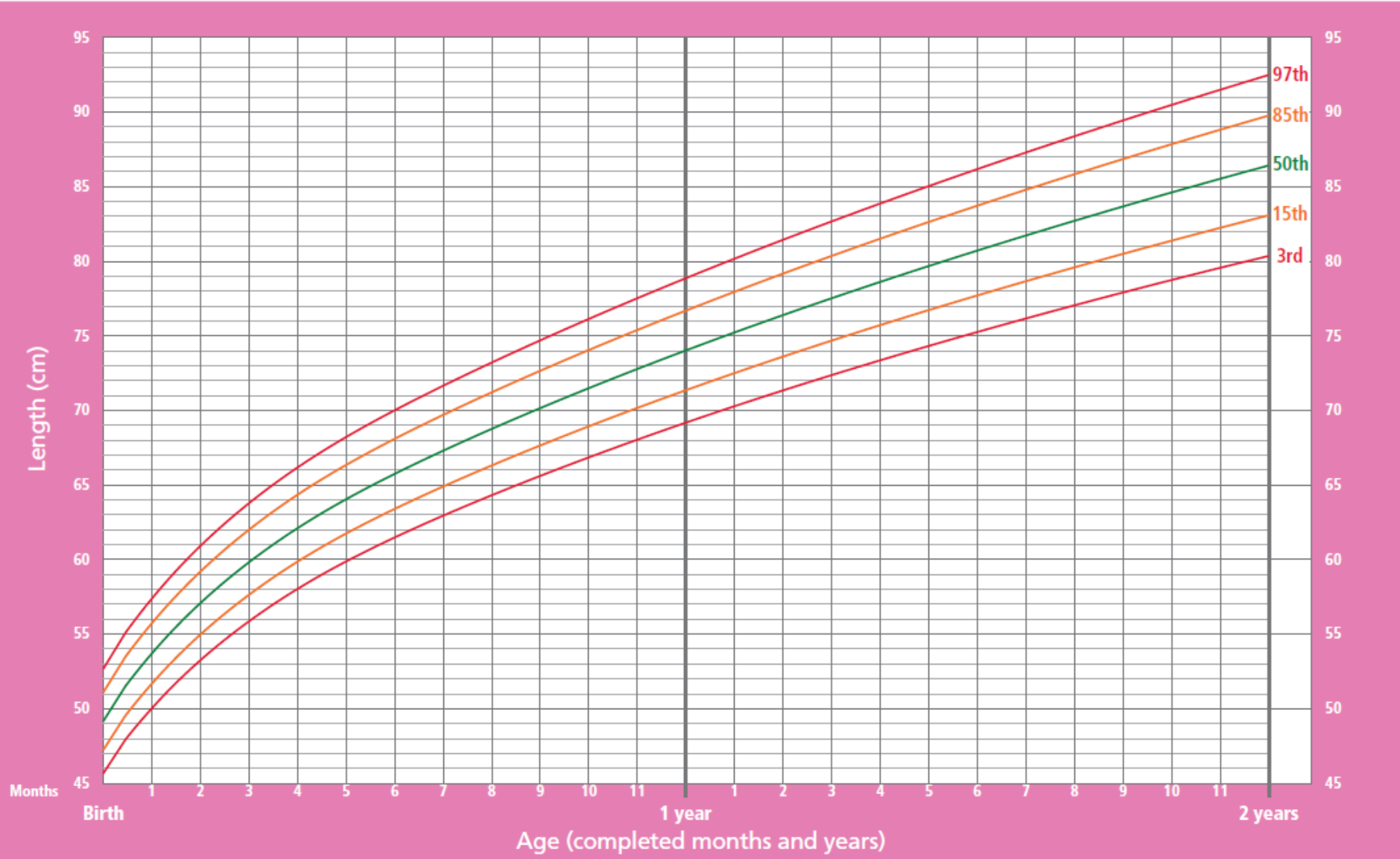
Length-for-age GIRLS

6 months to 2 years (percentiles)



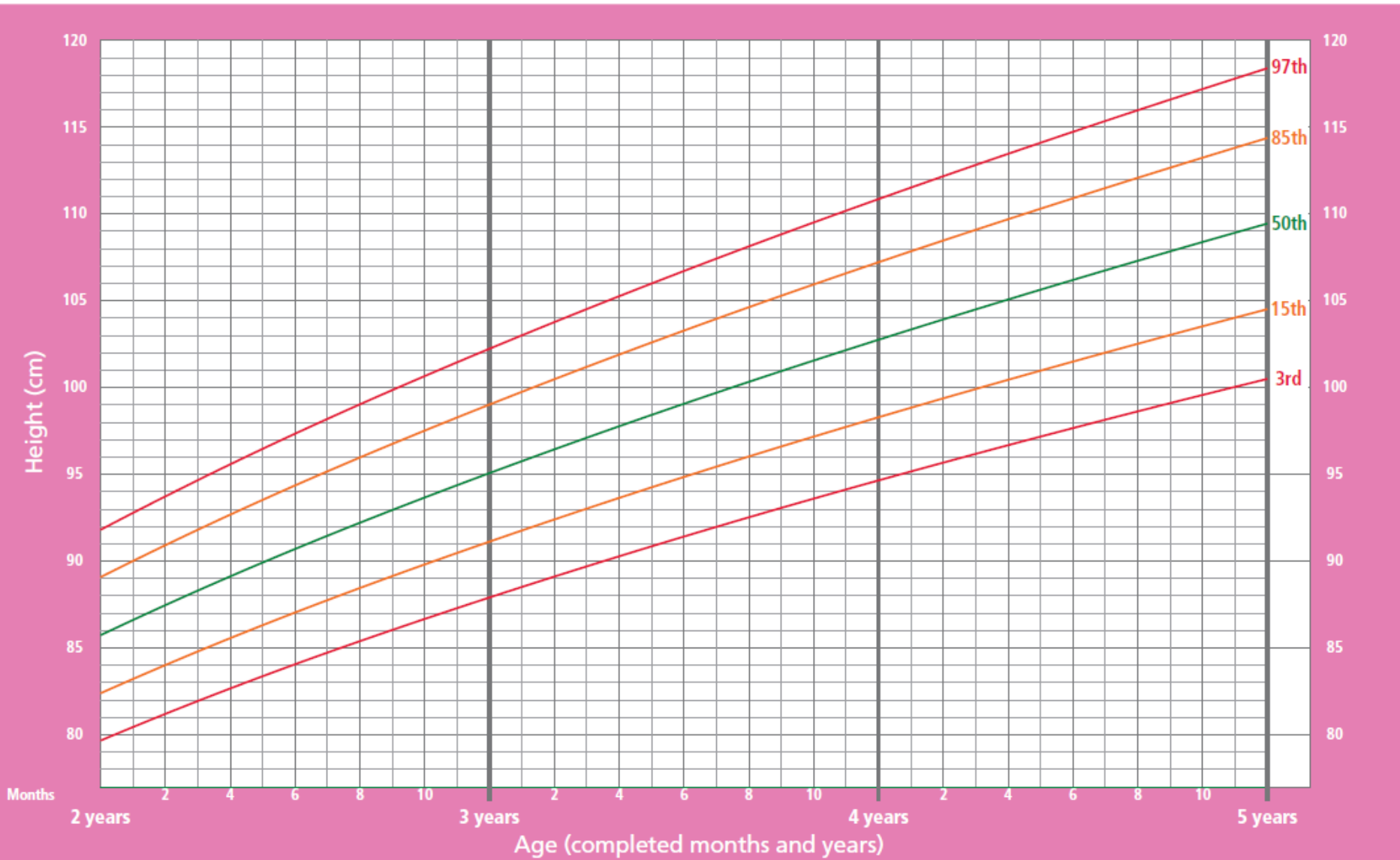
Length-for-age GIRLS

Birth to 2 years (percentiles)



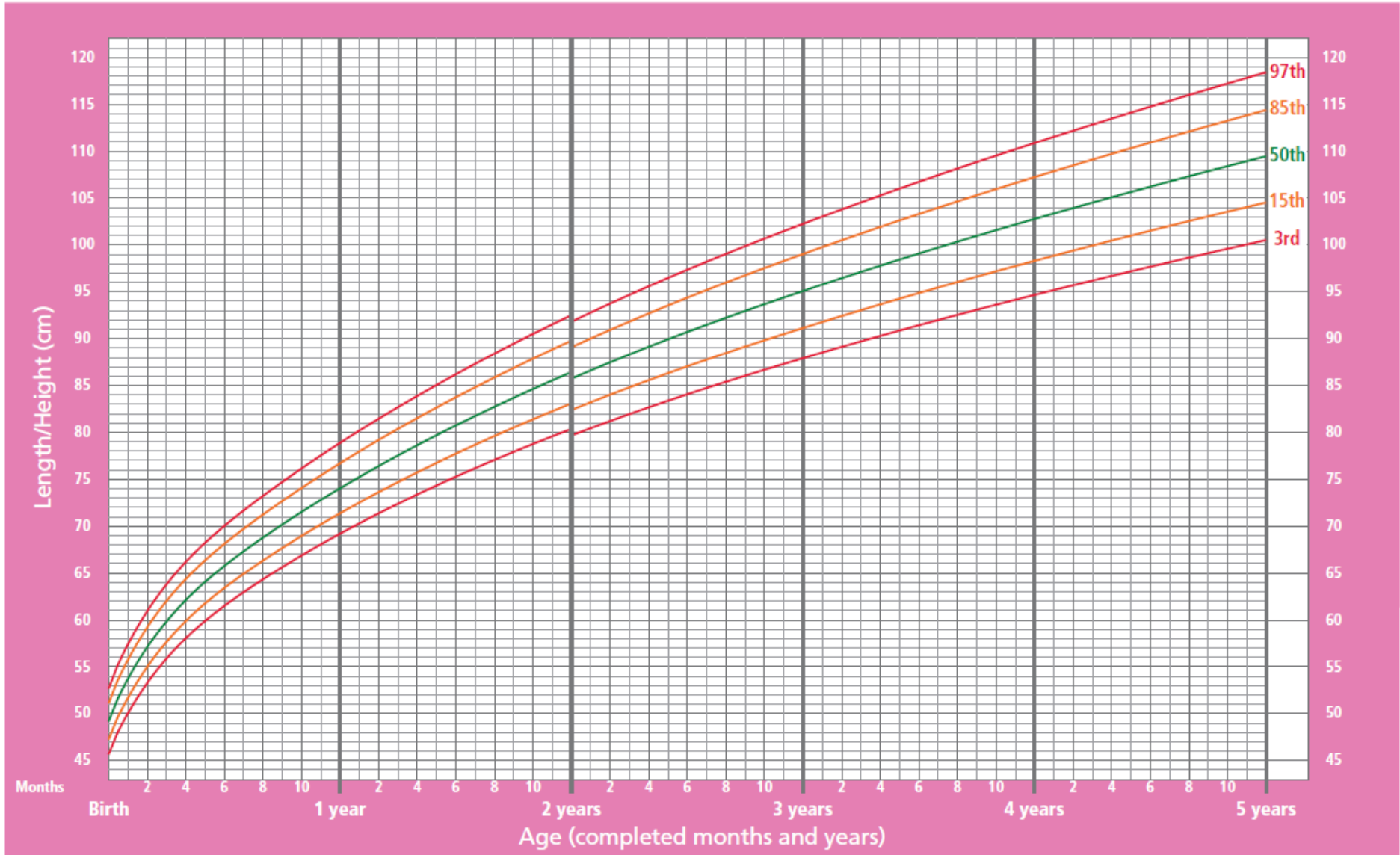
Height-for-age GIRLS

2 to 5 years (percentiles)



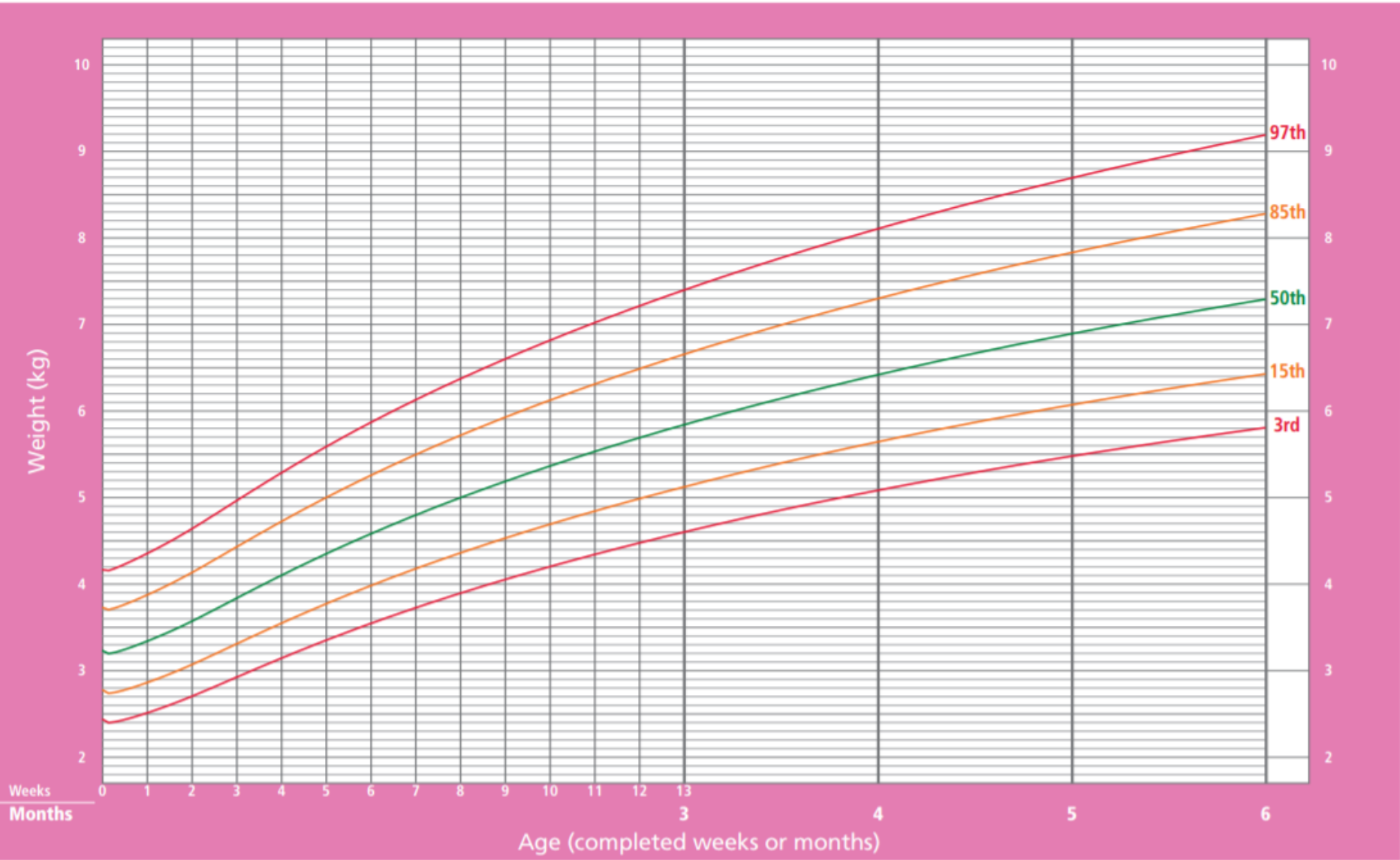
Length/height-for-age GIRLS

Birth to 5 years (percentiles)



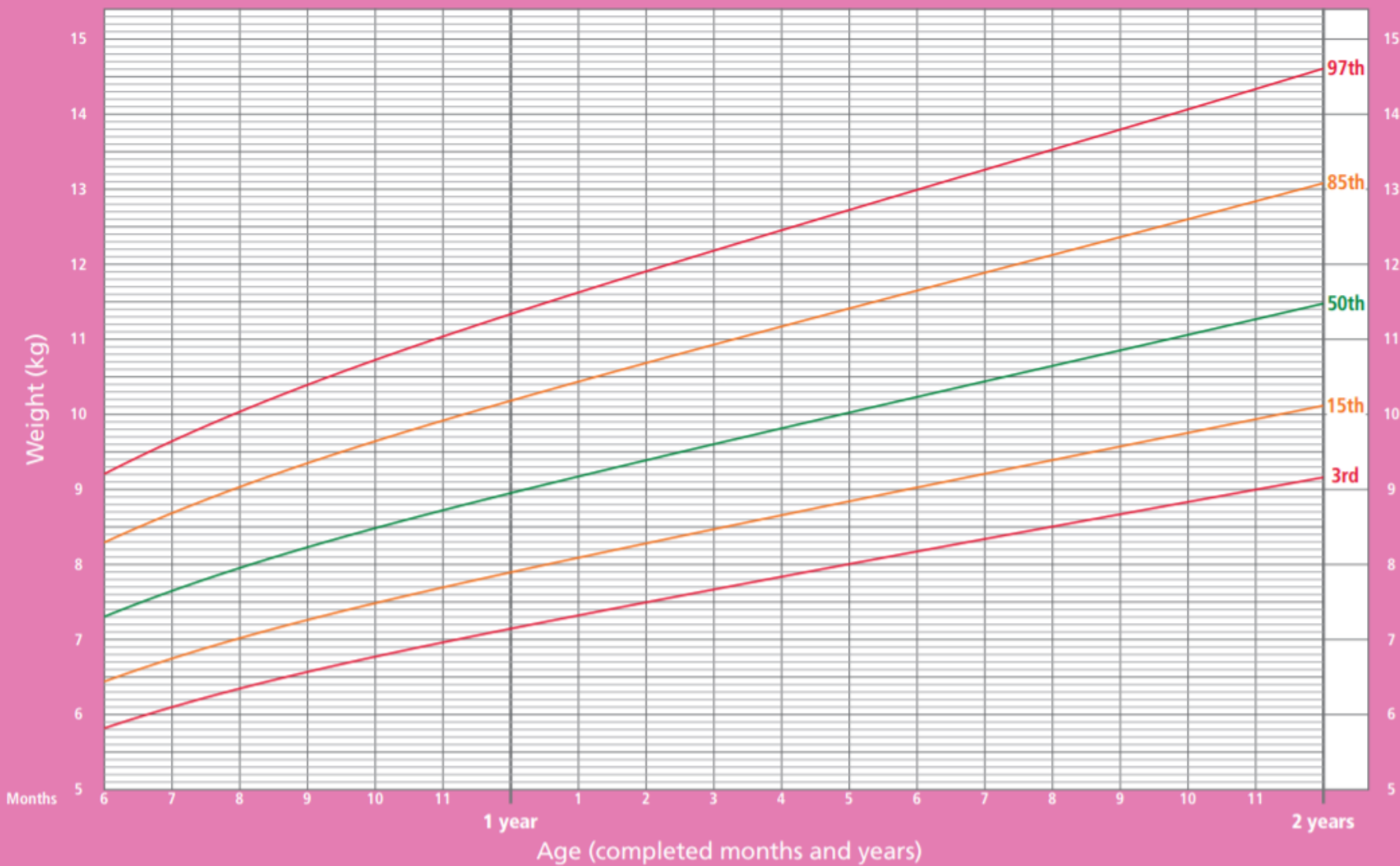
Weight-for-age GIRLS

Birth to 6 months (percentiles)



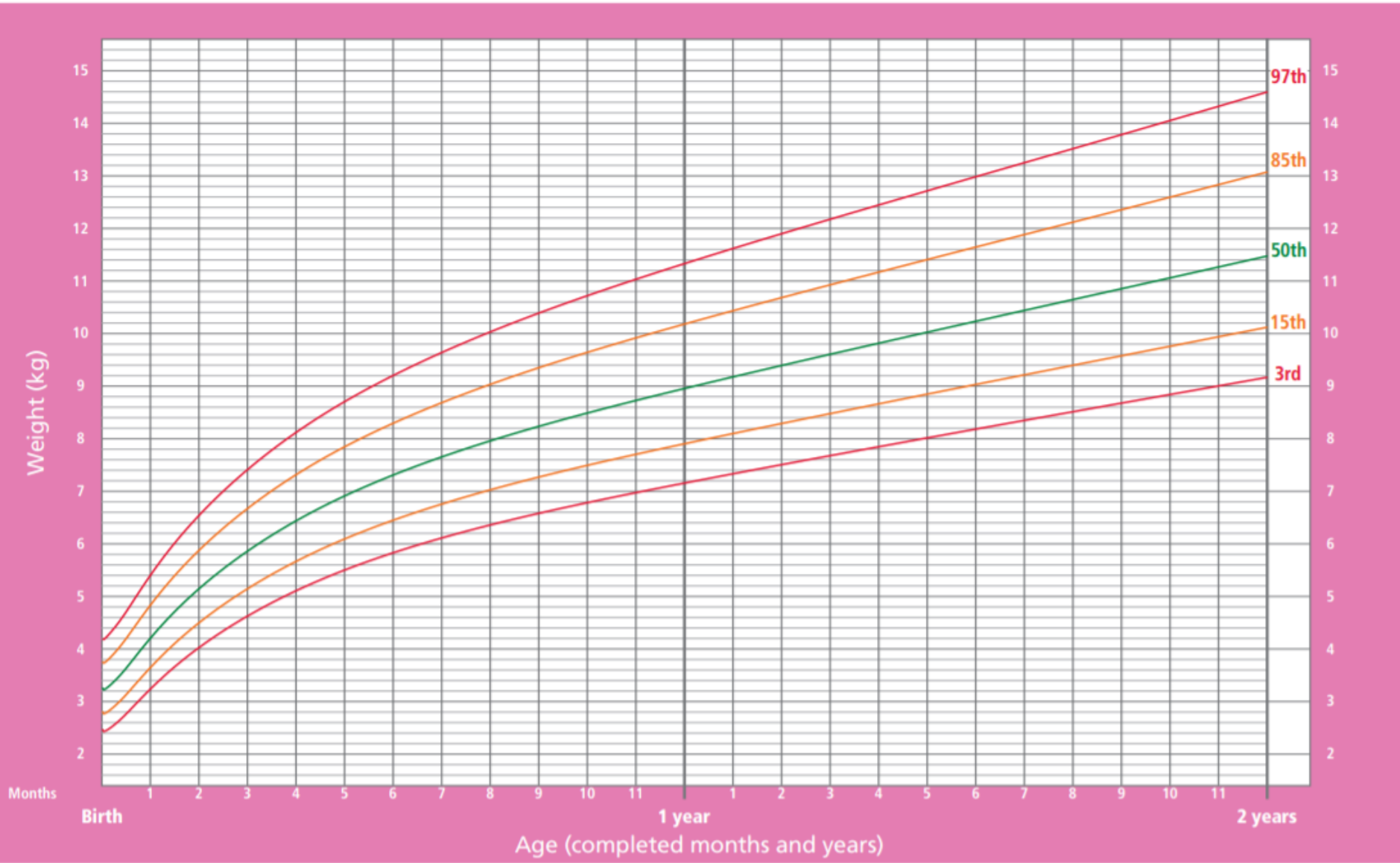
Weight-for-age GIRLS

6 months to 2 years (percentiles)



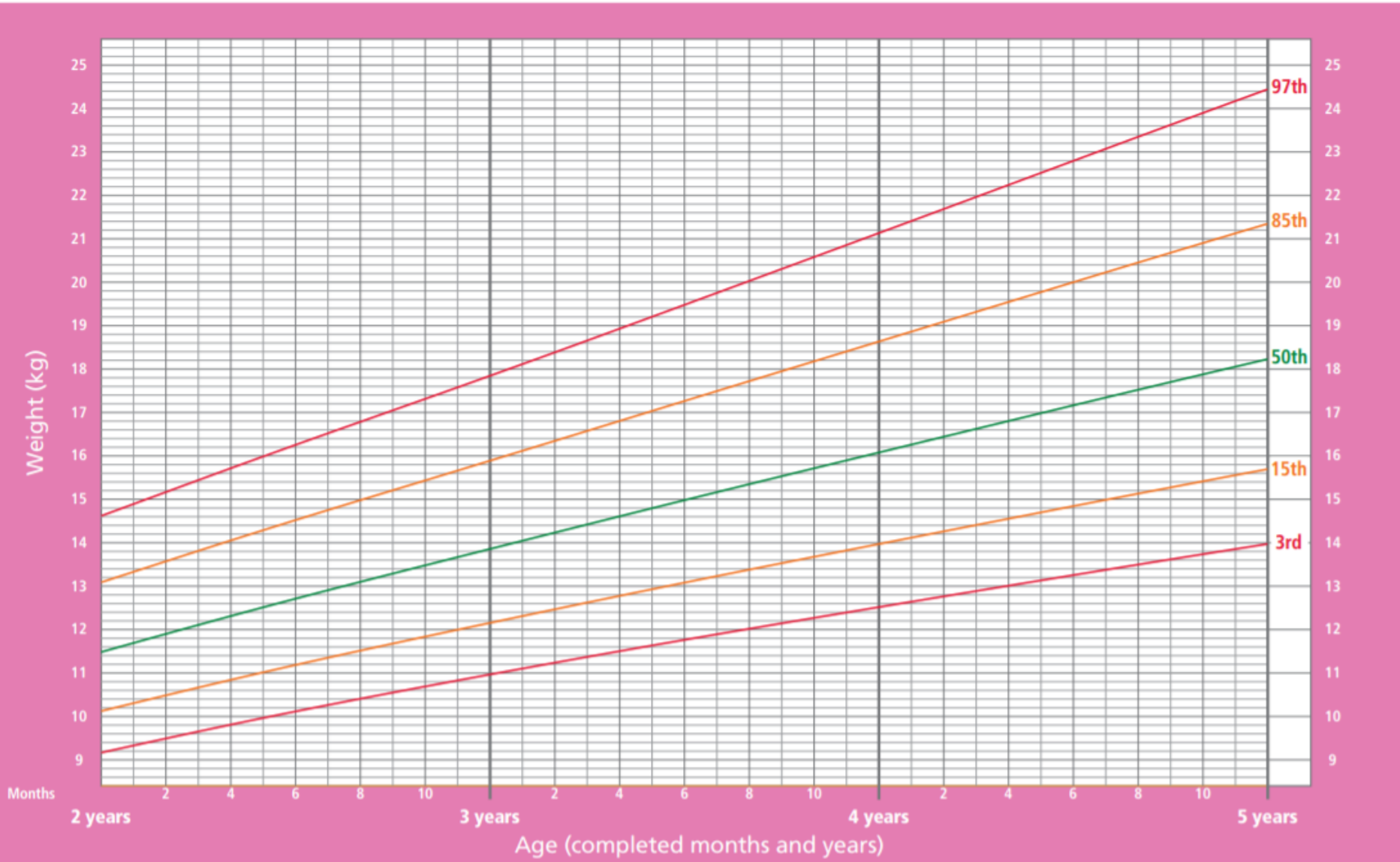
Weight-for-age GIRLS

Birth to 2 years (percentiles)



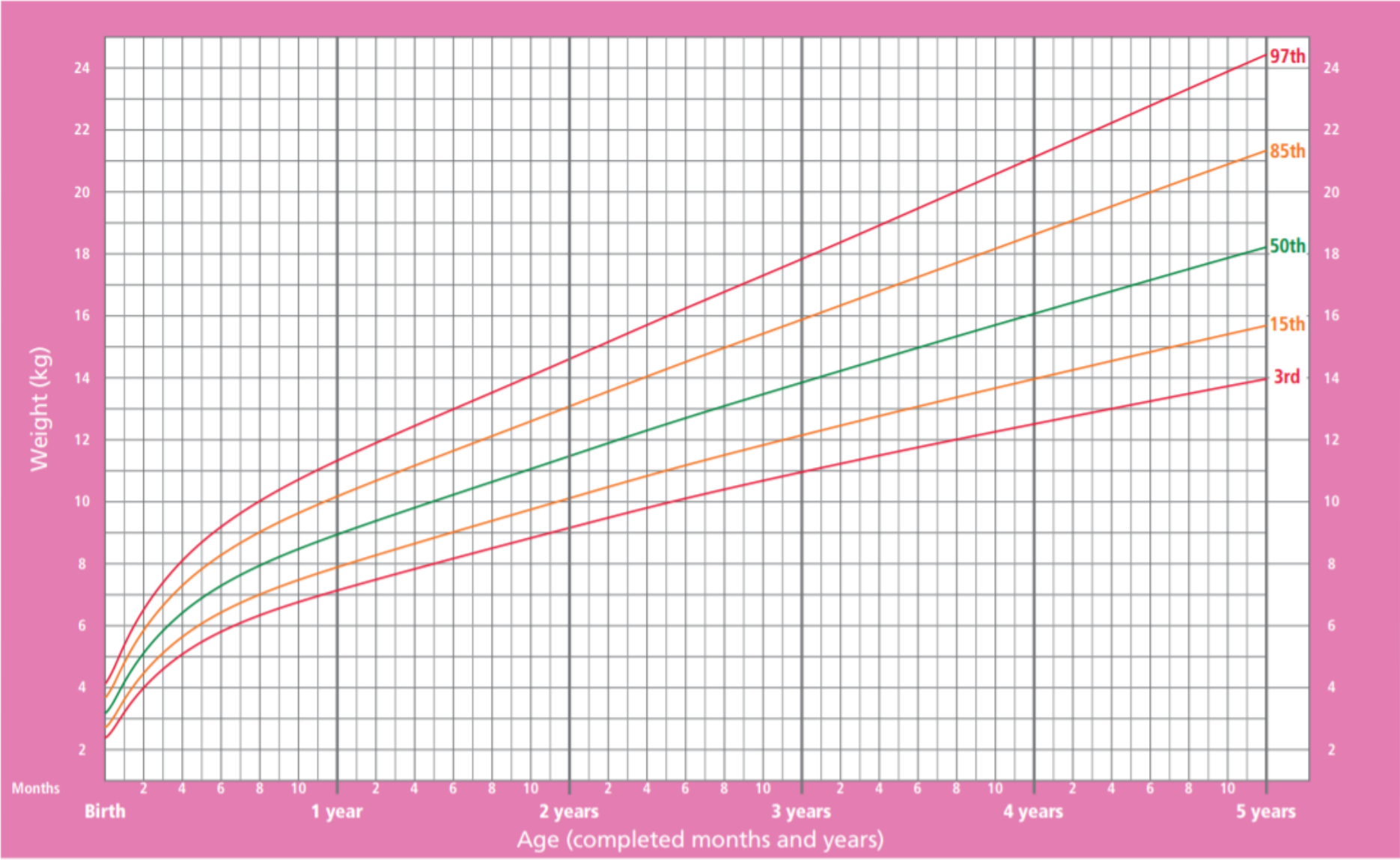
Weight-for-age GIRLS

2 to 5 years (percentiles)



Weight-for-age GIRLS

Birth to 5 years (percentiles)



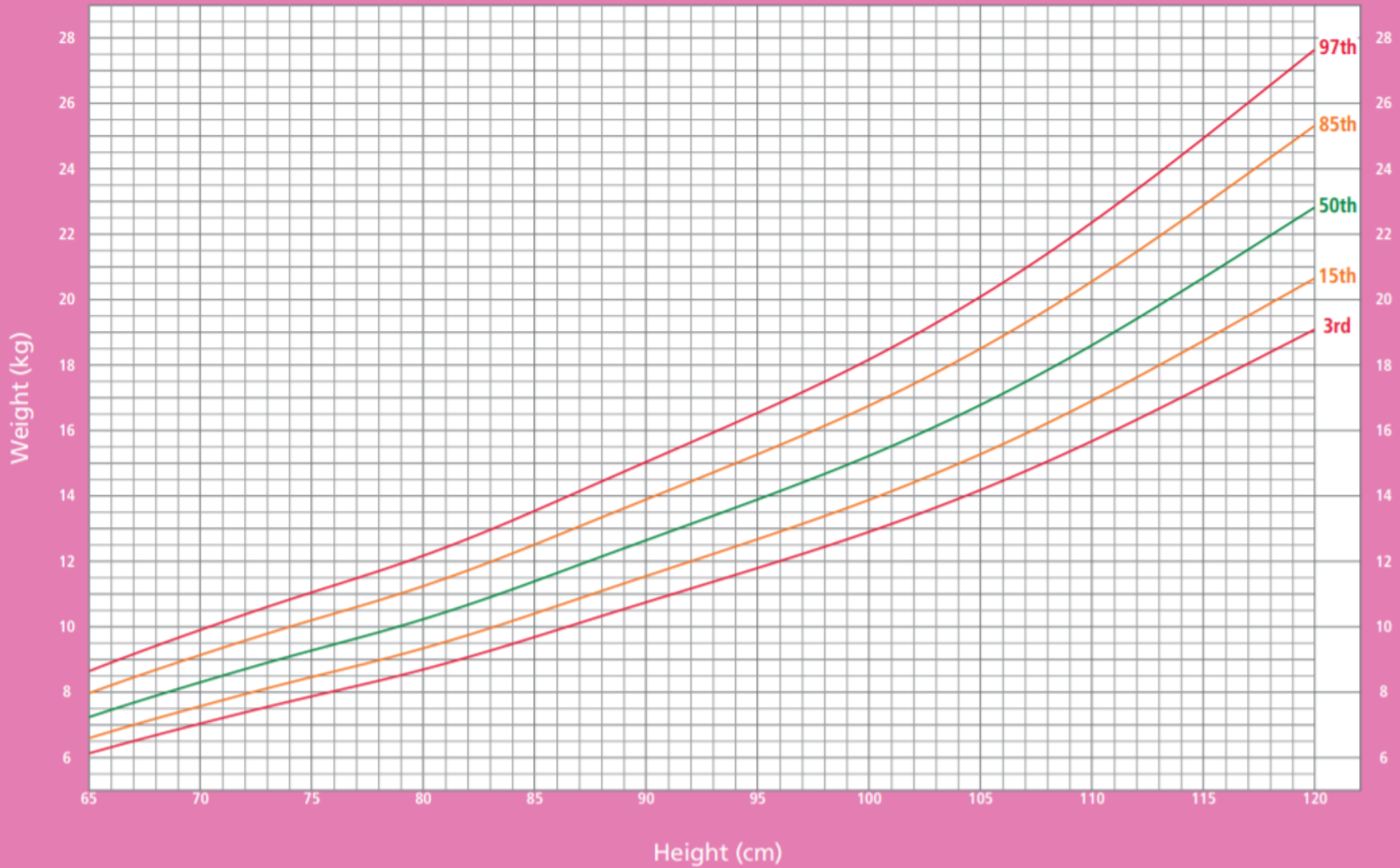
Weight-for-length GIRLS

Birth to 2 years (percentiles)



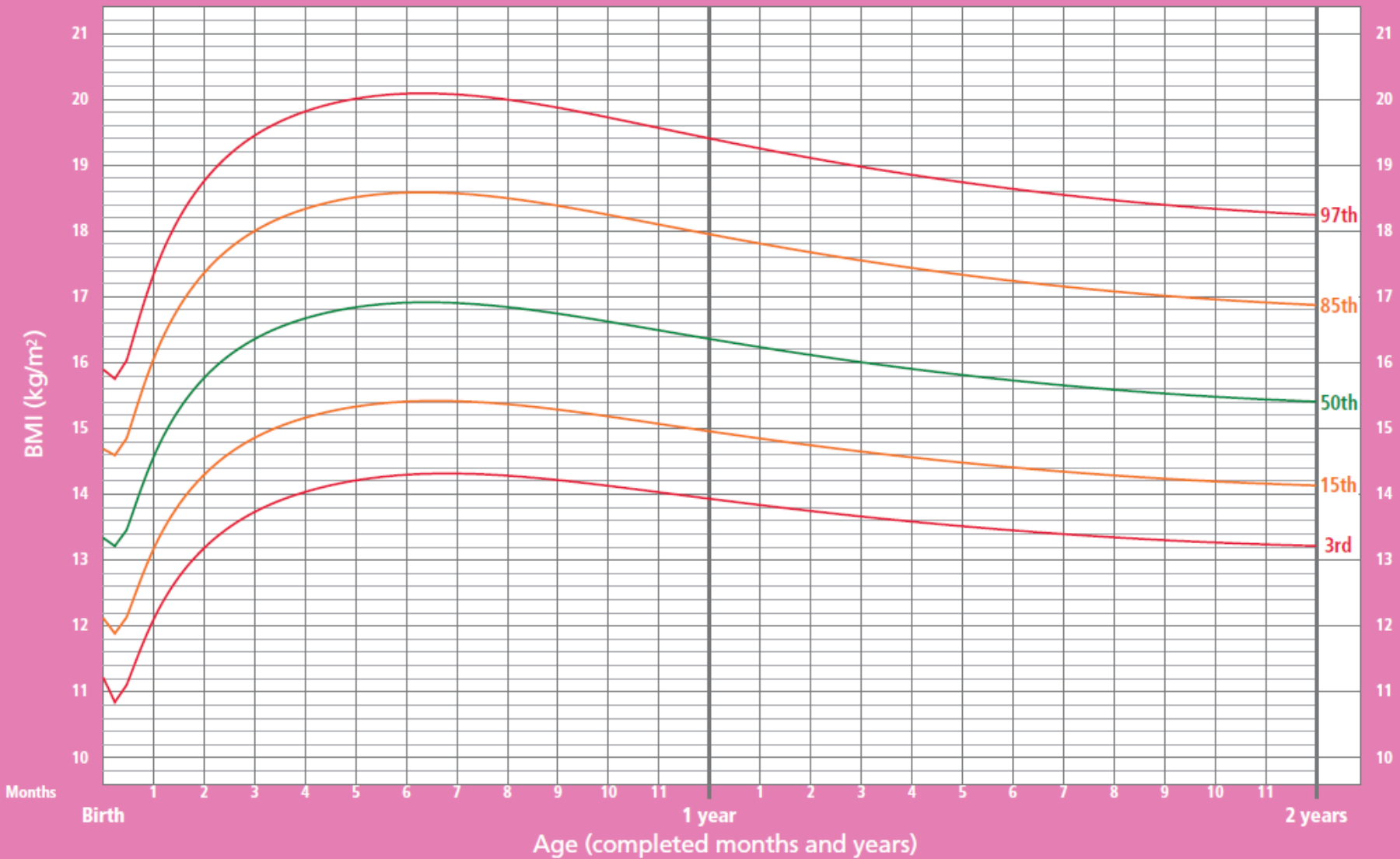
Weight-for-height GIRLS

2 to 5 years (percentiles)



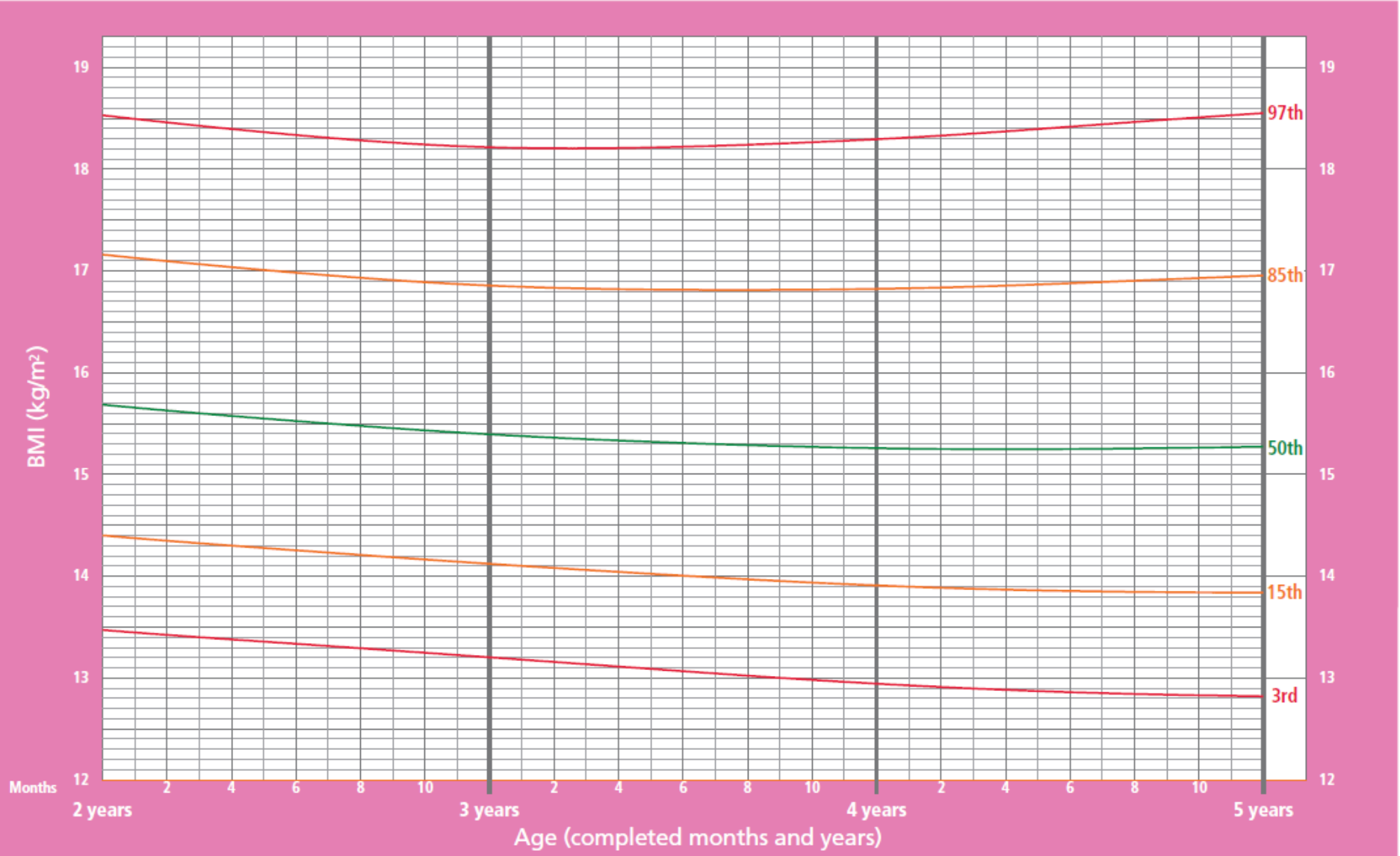
BMI-for-age GIRLS

Birth to 2 years (percentiles)



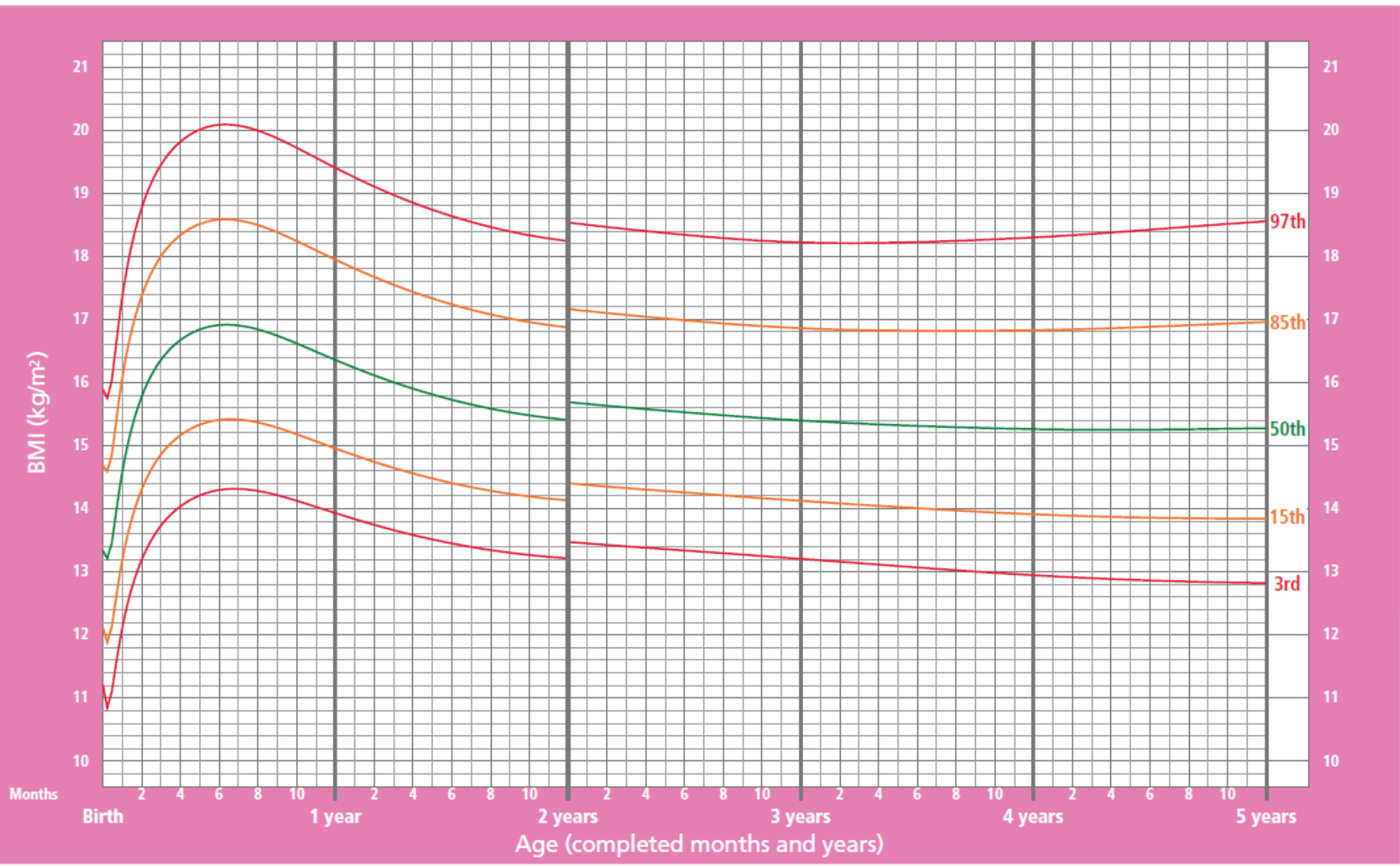
BMI-for-age GIRLS

2 to 5 years (percentiles)



BMI-for-age GIRLS

Birth to 5 years (percentiles)



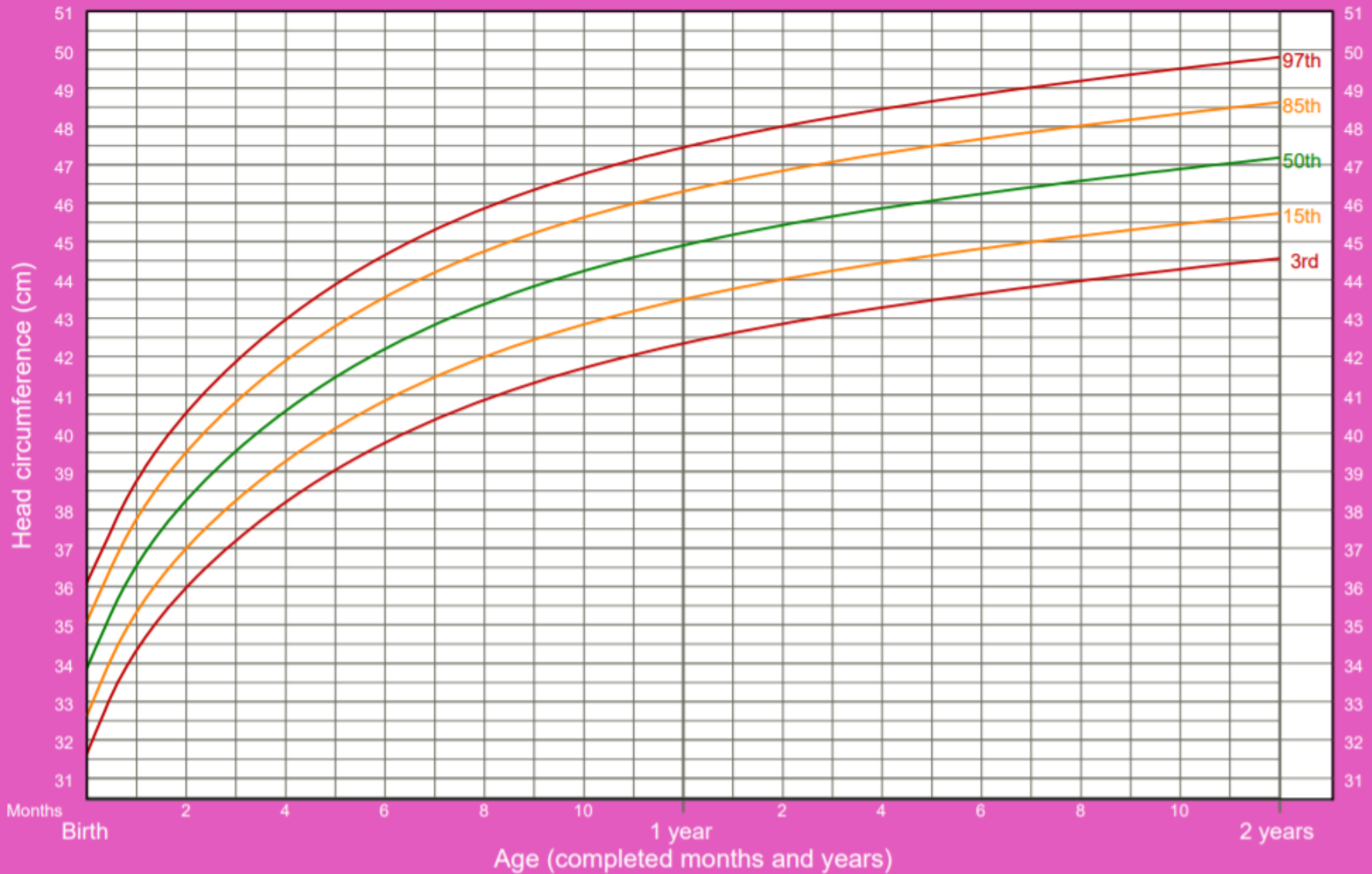
Head circumference-for-age GIRLS

Birth to 13 weeks (percentiles)



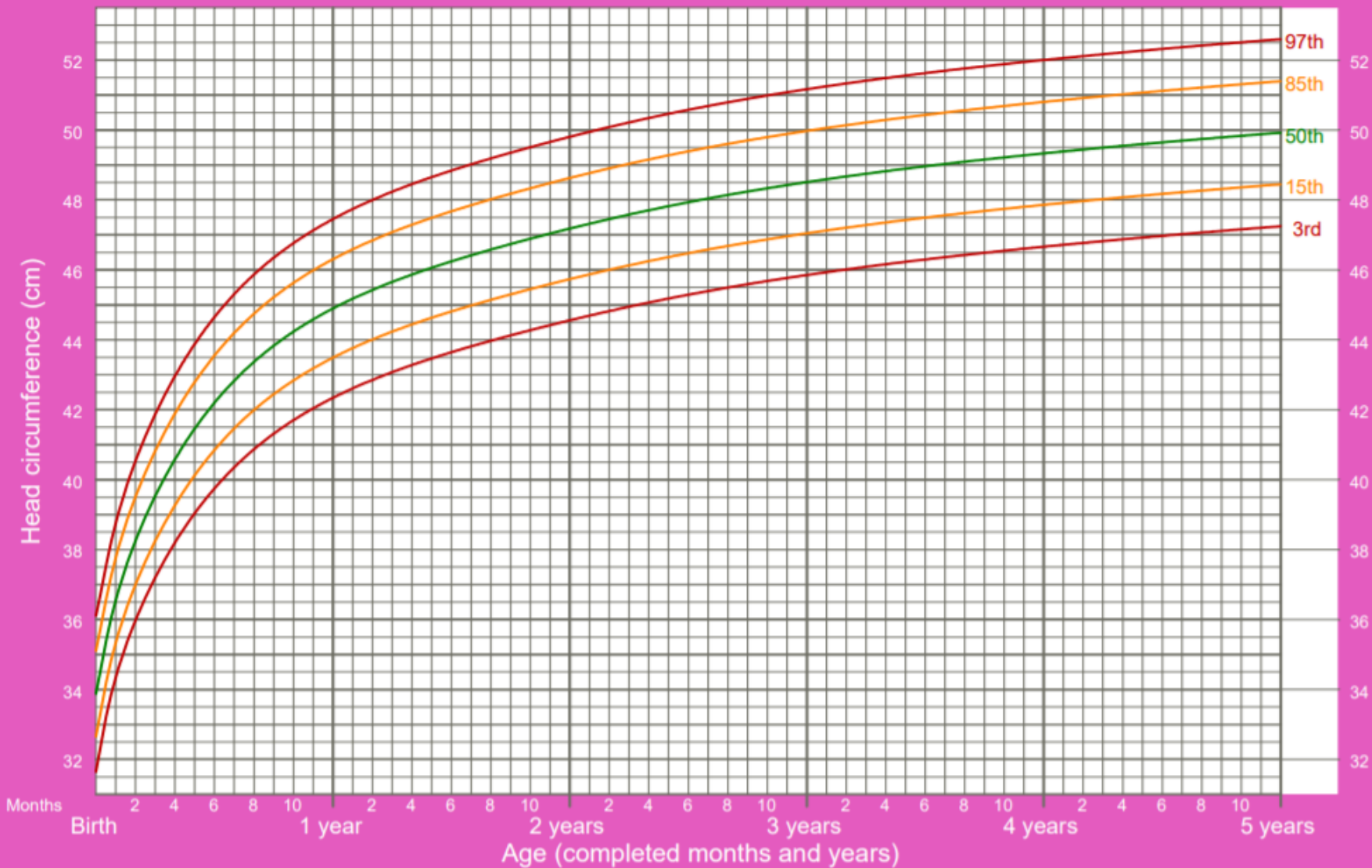
Head circumference-for-age GIRLS

Birth to 2 years (percentiles)



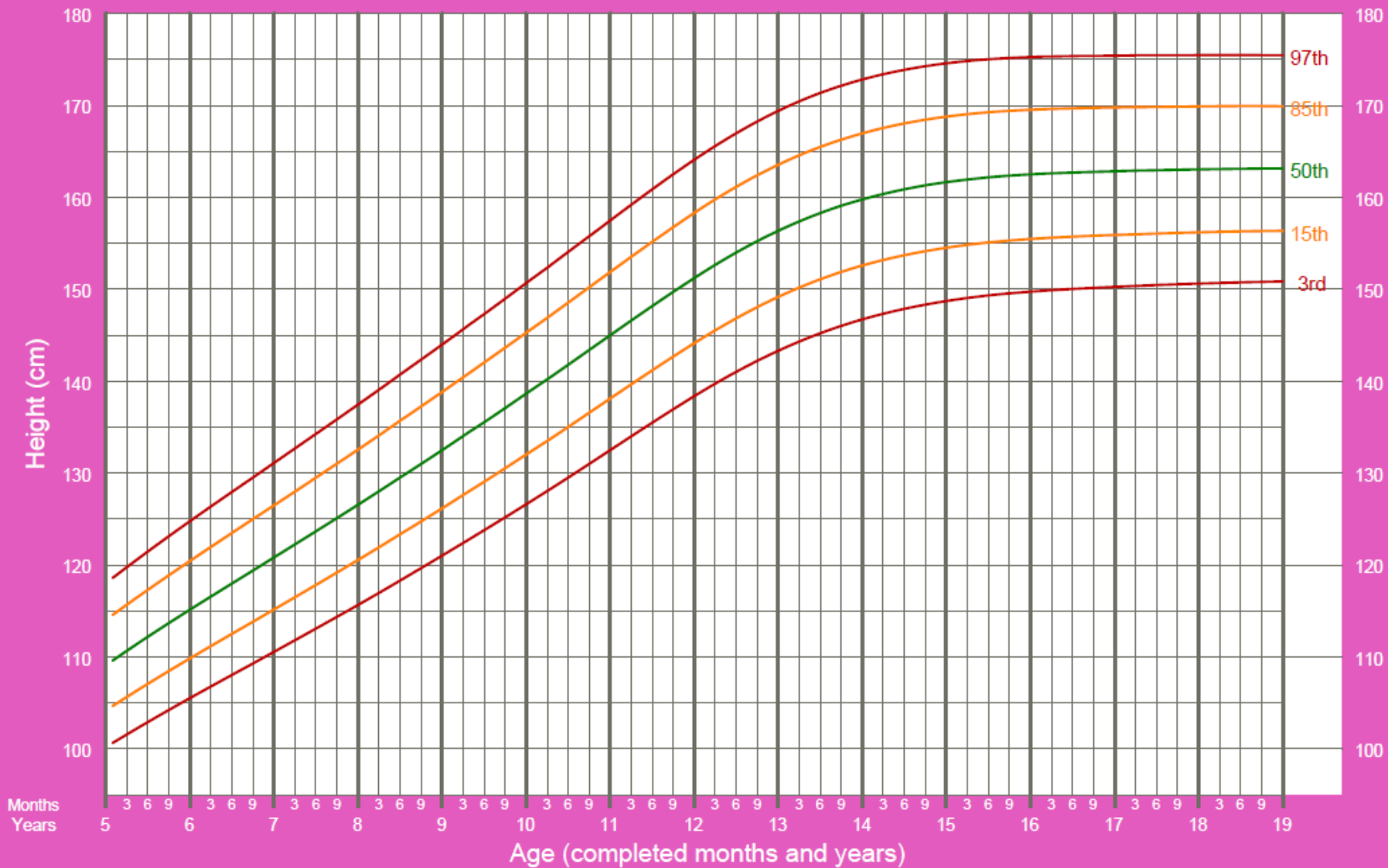
Head circumference-for-age GIRLS

Birth to 5 years (percentiles)



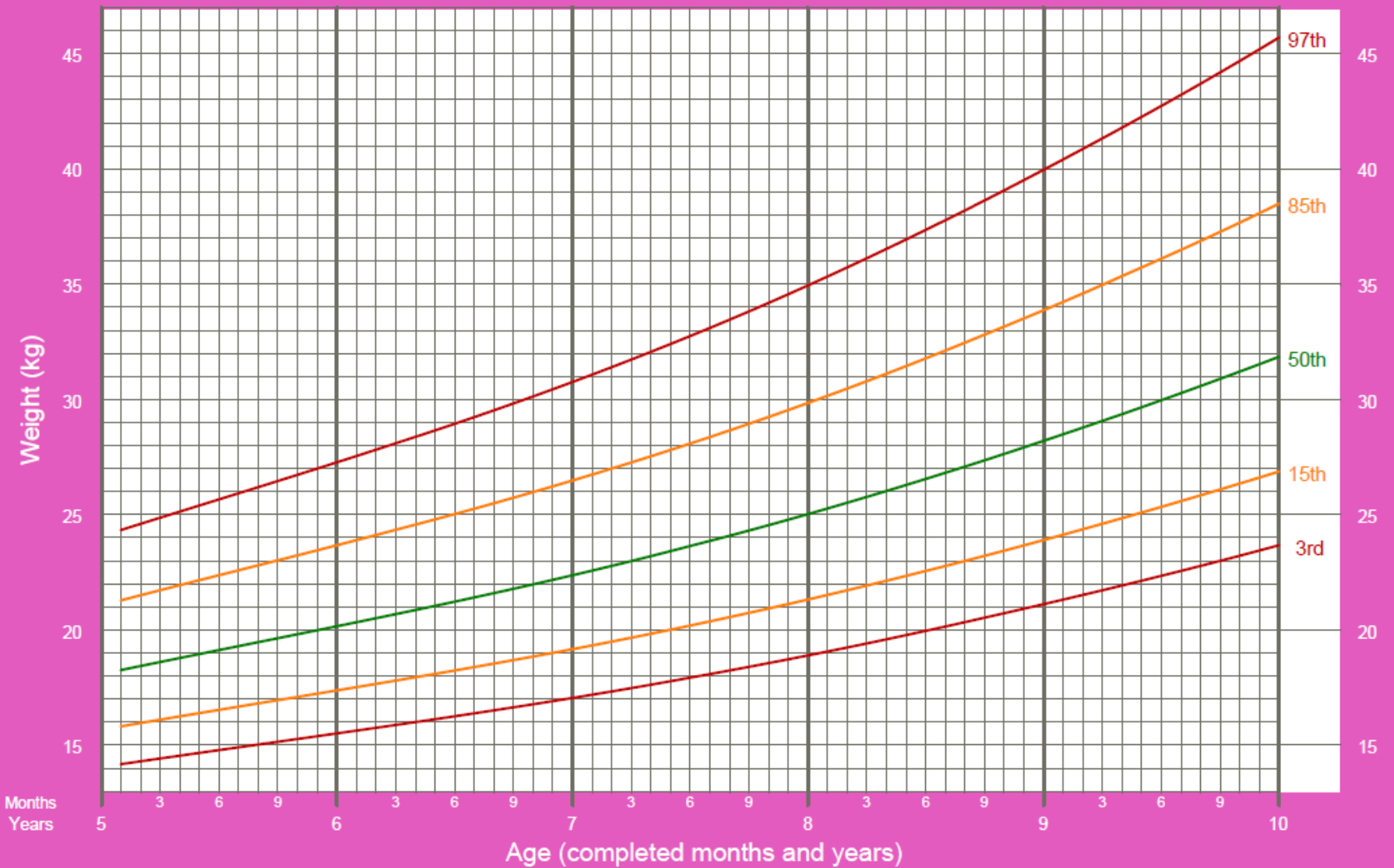
Height-for-age GIRLS

5 to 19 years (percentiles)



Weight-for-age GIRLS

5 to 10 years (percentiles)



BMI-for-age GIRLS

5 to 19 years (percentiles)

